



GENERAL DATA

Spectral Response	See Curve
Wavelength of Max. Response	6100 ± 400 Angstroms
Sensitive Material	Cadmium-Sulfide
Sensitive Area	Viewed from End
Construction	Hermetically Sealed in Glass with Flexible Leads
Outline	See Drawing
Operating Position	Any

ELECTRICAL DATA

RATINGS (Absolute Maximum Values)

Breakdown Voltage ²	200	Volts
Dissipation (See Curve)	50	mW
T-amb = 25°C	5	mW
T-amb = 70°C	-40 to +70	°C
Ambient Temperature Range	Note 3	
Illumination		

CHARACTERISTICS

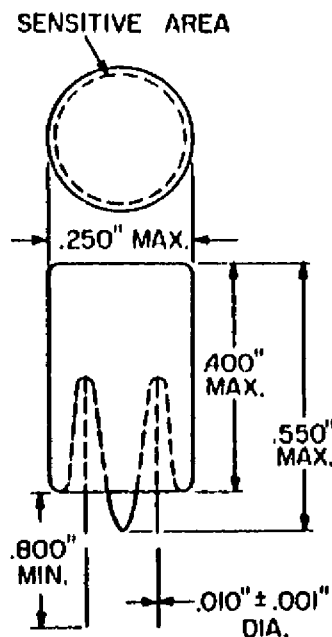
Cell Resistance ⁴	3000	Ohms
Illumination 2 FC	300,000	Ohms Min.
Color Temperature 2870°K		
Dark Resistance ⁵		

NOTES:

1. Minute increases in relative humidity will produce change in color.
2. Measured with cell in complete darkness at a pulse rate of 100 pps, 100 μ sec. duration. Voltage in excess of the rated value may damage the cell. Max. DC or AC peak voltage is limited by max. dissipation and min. dark resistance rating.
3. Care should be exercised to prevent localized overheating of the sensitive surface when the cell is used with a lens system.
4. Measured after 60 minutes minimum exposure to approximately 50 FC illumination (ambient room light).
5. Measured in complete darkness, 10 seconds after removal of 2 FC illumination.

QUICK REFERENCE DATA

The Sylvania Type 8475 is a miniature cadmium-sulfide photoconductive cell featuring high sensitivity and hermetically sealed-in-glass construction. The cell is gaseous back-filled for a high dissipation safety factor and includes a blue-dot compound which turns pink¹ if the cell envelope becomes damaged. The 8475 is designed for use in a wide variety of industrial applications.



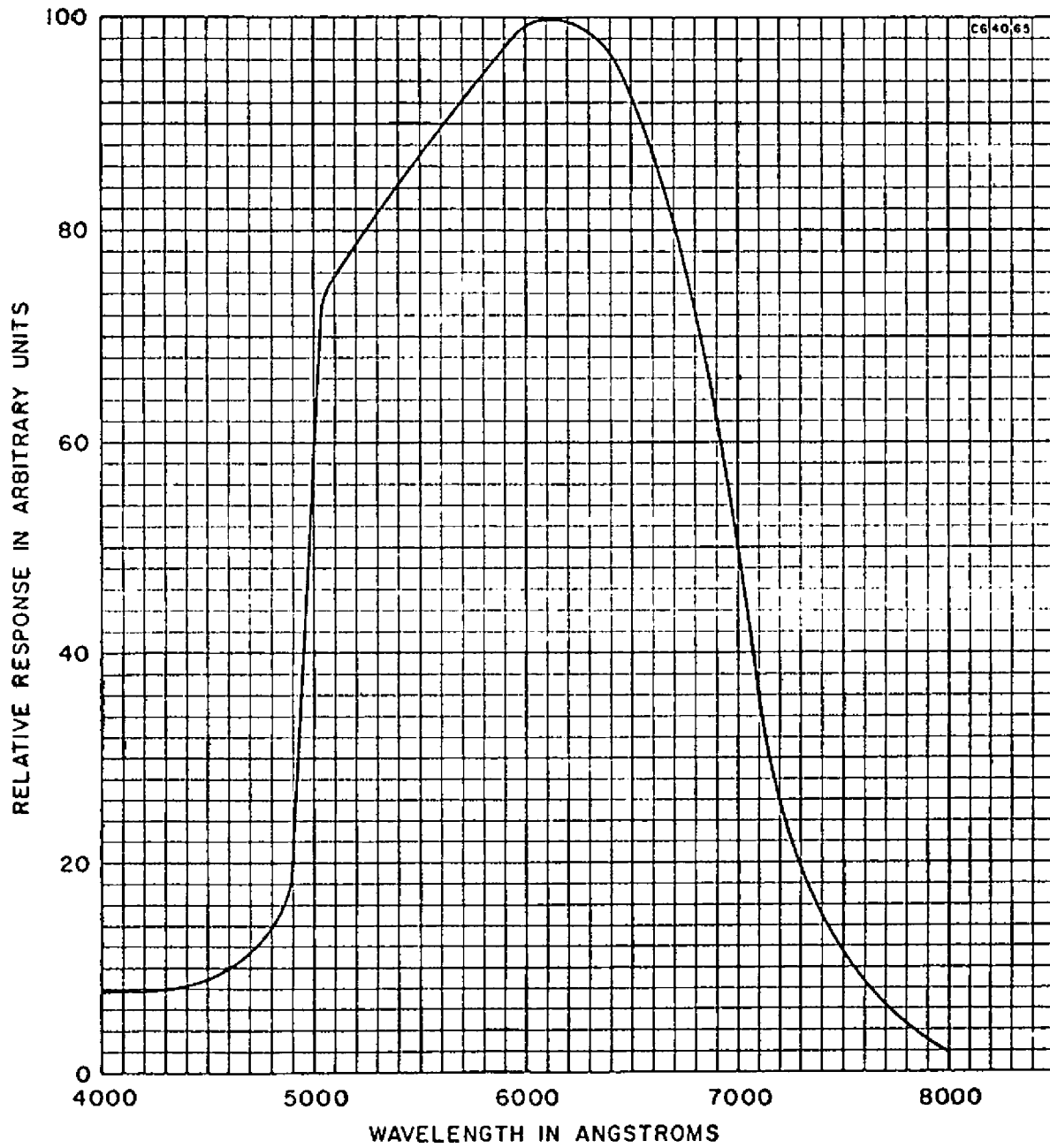
SYLVANIA ELECTRIC PRODUCTS INC.

Electronic Components Group
ELECTRONIC TUBE DIVISION
EMPORIUM, PA.

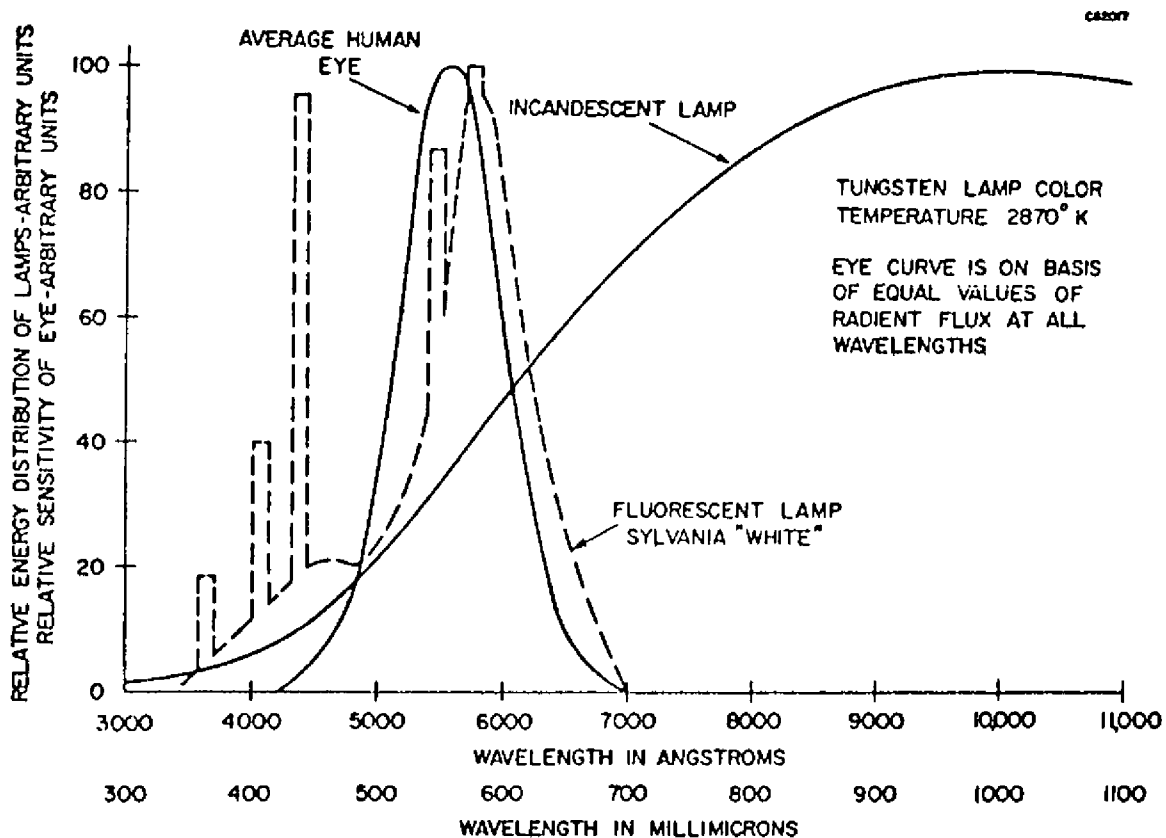
A Technical Publication

July 9, 1964
Page 1 of 4

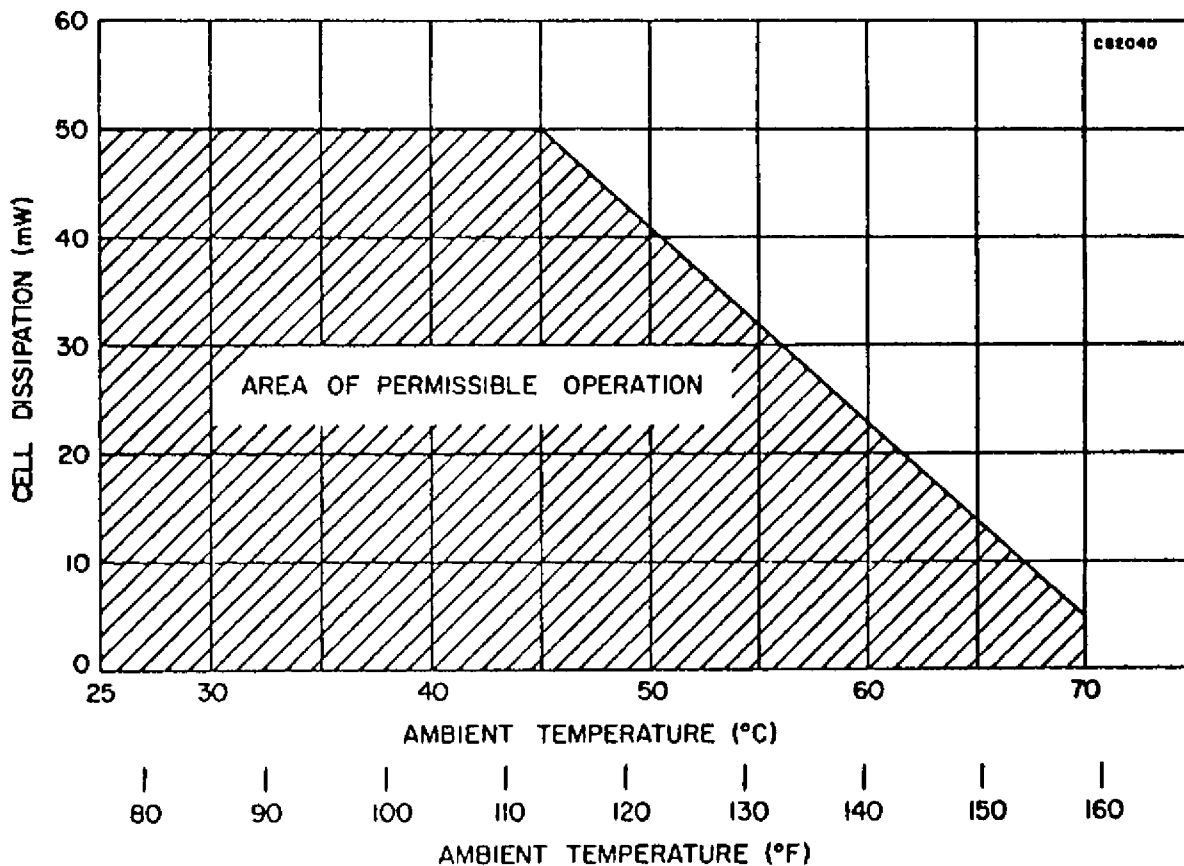
SPECTRAL RESPONSE



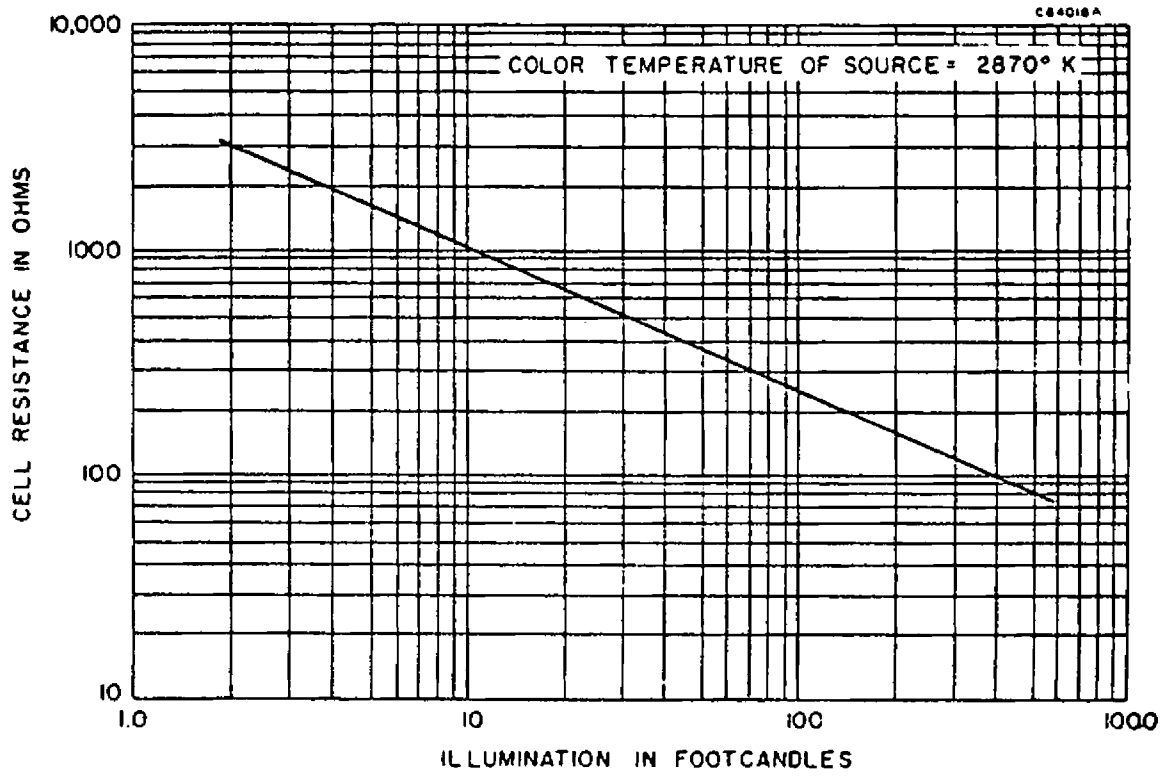
SPECTRAL CHARACTERISTIC OF HUMAN EYE,
TUNGSTEN AND FLUORESCENT LAMPS



PERMISSIBLE DISSIPATION AS A FUNCTION OF AMBIENT TEMPERATURE



CELL RESISTANCE VS ILLUMINATION



CELL CURRENT AND DISSIPATION VS VOLTAGE

