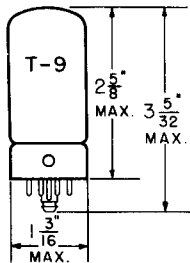


TUNG-SOL

DOUBLE DIODE



GLASS BULB


COATED UNIPOTENTIAL CATHODE

HEATER

50 VOLTS 150 MA.

AC OR DC

ANY MOUNTING POSITION



BOTTOM VIEW

LOCK-IN
8 PIN BASE

THE 50X6 COMBINES TWO INDEPENDENT DIODES IN THE LOCK-IN CONSTRUCTION PERMITTING THE TUBE TO BE USED AS A POWER RECTIFIER IN EITHER HALF-WAVE, FULL-WAVE, OR VOLTAGE DOUBLER APPLICATIONS.

RATINGS

INTERPRETED ACCORDING TO RMA STANDARD M8-210

HEATER VOLTAGE	50	VOLTS
MAXIMUM HEATER-CATHODE VOLTAGE	350	VOLTS
MAXIMUM INVERSE PLATE VOLTAGE	700	VOLTS
MAXIMUM STEADY STATE PEAK PLATE CURRENT PER PLATE	450	MA.
MAXIMUM DC OUTPUT CURRENT PER PLATE	75	MA.
TUBE VOLTAGE DROP (MEASURED WITH TUBE CONDUCTING 150 MA. AT PLATE)	22	VOLTS

TYPICAL OPERATING CONDITIONS AND CHARACTERISTICS

VOLTAGE DOUBLER

	HALF WAVE	FULL WAVE	
HEATER VOLTAGE	50	50	VOLTS
HEATER CURRENT	150	150	MA.
AC PLATE VOLTAGE EACH PLATE RMS	117	117	VOLTS
FILTER INPUT CONDENSER	16	16	μ f
MINIMUM TOTAL EFFECTIVE PLATE SUPPLY IMPEDANCE	30	15	OHMS
DC OUTPUT CURRENT	75	75	MA.

HALF-WAVE RECTIFIER

SINGLE SECTION CONDENSER INPUT FILTER

	50	50	50	
HEATER VOLTAGE	50	50	50	VOLTS
HEATER CURRENT	150	150	150	MA.
AC PLATE SUPPLY VOLTAGE RMS	117	150	235	VOLTS
FILTER INPUT CONDENSER	16	16	16	μ f
MINIMUM TOTAL EFFECTIVE PLATE SUPPLY IMPEDANCE	15	40	100	OHMS
DC OUTPUT CURRENT	75	75	75	MA.

SIMILAR TYPE REFERENCE: Electrically equivalent to 50Y7GT without pilot lamp.

PRINTED IN U.S.A.

PLATE 2074
SEPT. 1 1948

50X6


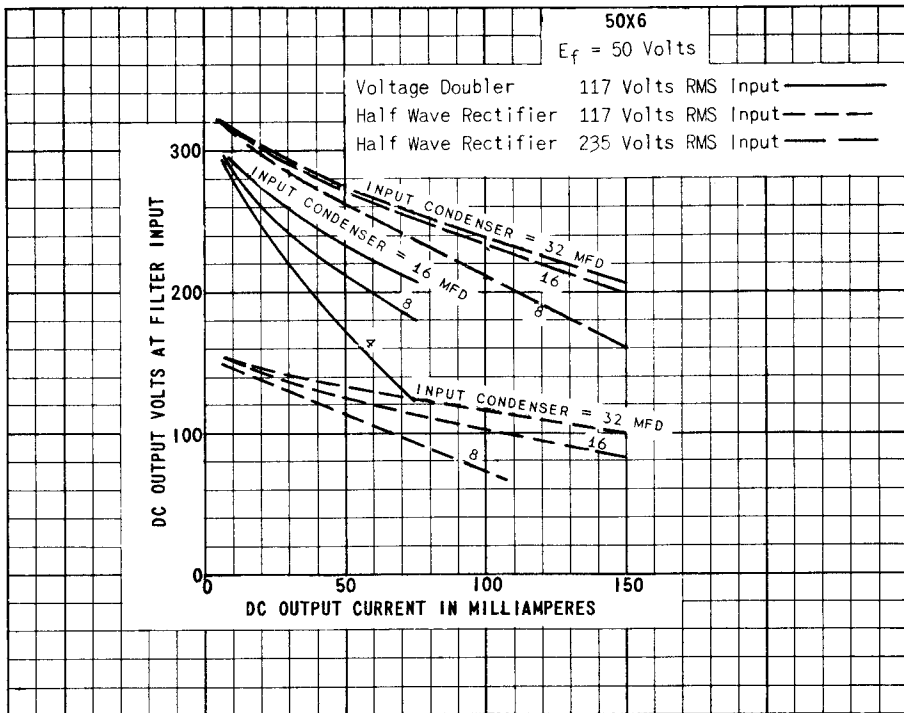


PLATE
2075
SEPT. 1
1948