



SCREENED DETECTOR AND AMPLIFYING VALVE

KTZ63/ 6J7G

JULY, 1956

DESCRIPTION

Type KTZ63/6J7G is an indirectly heated Pentode suitable for use as a Detector or in an H.F. or L.F. amplifier. The type may also be employed as a Triode by external connection of the screen grid and anode, in cases where a Triode of medium impedance is desired. The control grid is taken to a top cap connection.

Type KTZ63/6J7G may also be used as an oscillator and as such is of great use in ultra-short wave super-heterodyne receivers.

RATINGS

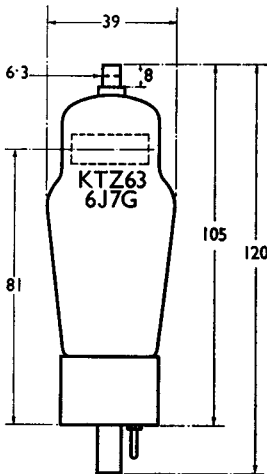
Heater Voltage	6.3	
Heater Current	0.3	amp. approx.
Anode Voltage	250	max.
Screen Voltage	125	max.
Mutual Conductance*	1.23	mA/volt

*measured at V_a 250 ; V_{g2} 100 ; V_{g1} -3.

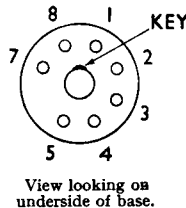
Capacitances (As pentode) :

Grid to All	4.7	pF approx.
Anode to All	9.9	" "
Anode to Grid	0.0038	" "

DIMENSIONS



BASE



7 Pin "Octal"

- 1 : Internal Metallic Screen
 - 2 : Heater
 - 3 : Anode
 - 4 : Screen Grid g2
 - 5 : Suppressor Grid g3 (6J7G only)
 - 7 : Heater
 - 8 : Cathode
- Top Cap : Control Grid g1

Note : Care should be taken to note the difference in pin connections between type KTZ63/6J7G and the "Kinkless tetrode" type KTZ63. The latter has suppressor plates joined internally to cathode, pin 5 in this case having no connection.

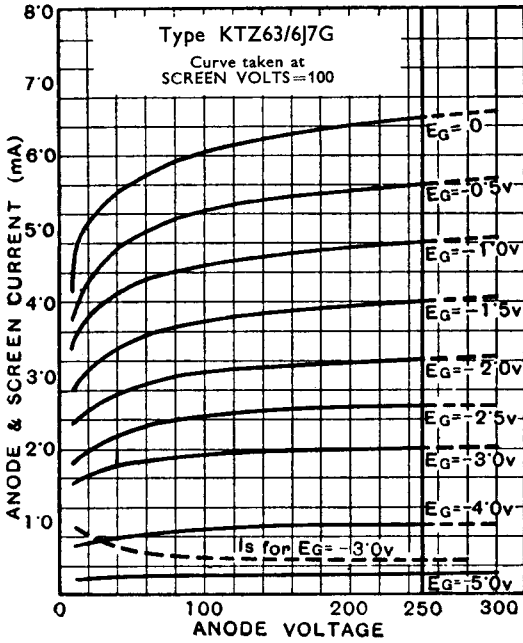
Supplied with unmetallised bulb only.

All dimensions are in m/m and are max. except where otherwise stated.

OPERATING CONDITIONS

	Pentode connected	Triode connected G2 to A G3 to K
Anode Voltage ...	250	250
Screen Voltage ...	100	—
Anode Current, mA ...	1.0	3
Screen Current, mA ...	0.25	—
Grid Bias Voltage ...	-2	-3
Impedance, ohms ...	1.5 meg.	10,500
Cathode Bias Resistance, ohms ...	2,200	1,000
Optimum Load in Resistance Amplifier, ohms ...	250,000	50,000
Screen Resistance, ohms ...	1 meg.	—

KTZ63/ 6J7G



CHARACTERISTIC CURVES OF
AVERAGE VALVE.

