

High-vacuum single-anode RECTIFYING TUBE
 TUBE REDRESSEUR monoplaque à vide poussée
 Binarodige hochvakuum GLEICHRICHTERRÖHRE

Heating : indirect by A.C. or D.C.
 parallel supply


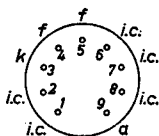
Chauffage: indirect par C.A. ou C.C.
 alimentation parallèle

Heizung : indirekt durch Wechsel-
 oder Gleichstrom; Paral-
 lelspeisung

$V_f = 6,3 \text{ V}$

$I_f = 900 \text{ mA}$

Dimensions in mm
 Dimensions en mm
 Abmessungen in mm



Base, culot, Sockel: NOVAL

Operating characteristics (two tubes in a full-wave circuit)

Caractéristiques d'utilisation (deux tubes dans un circuit biplaque)

Betriebsdaten (zwei Röhren in einem Doppelwegstromkreis)

| | | | | | |
|------------|---|-------|-------|-------|-----------|
| V_{tr} | = | 2x250 | 2x280 | 2x300 | V_{eff} |
| V_o | = | 225 | 250 | 268 | V |
| I_o | = | 360 | 360 | 360 | mA |
| R_t | = | 2x75 | 2x95 | 2x110 | Ω |
| C_{filt} | = | 60 | 60 | 60 | μF |

Limiting values (two tubes in a full-wave circuit)
 Caractéristiques limites (deux tubes dans un circuit bi-
 plaque)
 Grenzdaten (zwei Röhren in einem Doppelwegstromkreis)

| | | | | |
|--------------------|---|------|-------|------------|
| V_{tr} | = | max. | 2x300 | V_{eff} |
| $V_a \text{ invp}$ | = | max. | 850 | V |
| I_o | = | max. | 360 | mA |
| $I_{ap}^1)$ | = | max. | 1,1 | A |
| V_{kf_p} | = | max. | 450 | V |
| C_{filt} | = | max. | 60 | $\mu F^2)$ |

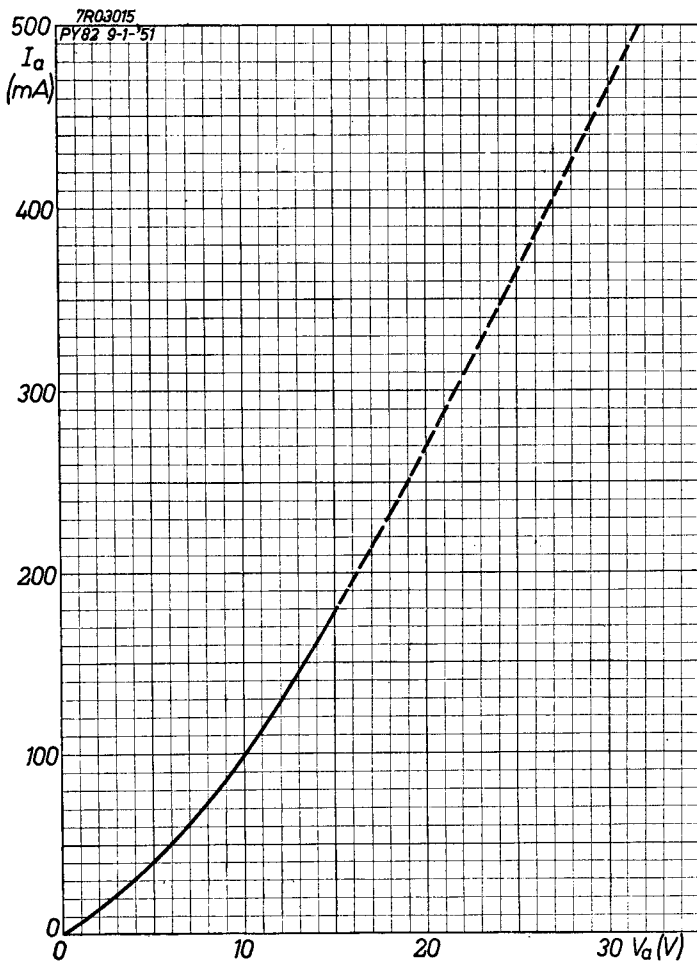
| | | | | | |
|------------|--------|-------|-------|-------|-------------|
| R_t | = min. | 2x75 | 2x95 | 2x110 | Ω |
| (V_{tr} | = | 2x250 | 2x280 | 2x300 | V_{eff}) |

1) Each diode
 Chaque diode
 Jede Diode

2) When R_t is increased by 10 Ω , C_{filt} = max. 100 μF
 Si R_t est augmenté de 10 Ω , C_{filt} = max. 100 μF
 Wenn R_t um 10 Ω erhöht wird, ist C_{filt} = max. 100 μF

PHILIPS

EY 82



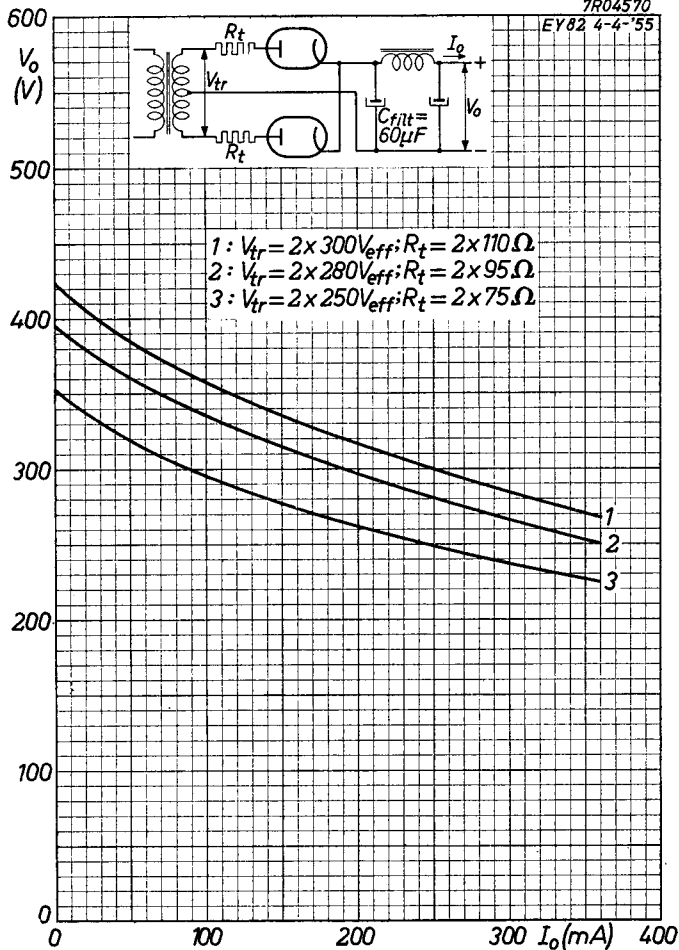
4.4.1955

A

EY 82**PHILIPS**

7R04570

EY82 4-4-55



PHILIPS



*Electronic
Tube*

HANDBOOK

| page | EY82 sheet | date |
|-------------|-----------------------|-------------|
| 1 | 1 | 1958.06.06 |
| 2 | 2 | 1958.06.06 |
| 3 | A | 1955.04.04 |
| 4 | B | 1955.04.04 |
| 5 | FP | 1999.07.10 |