

PHILIPS

6084

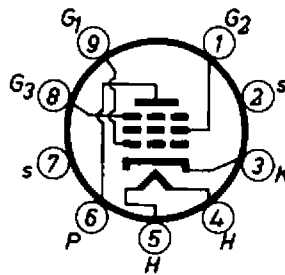
LONG LIFE A.F. PENTODE WITH RIGID CONSTRUCTION

Physical Specifications

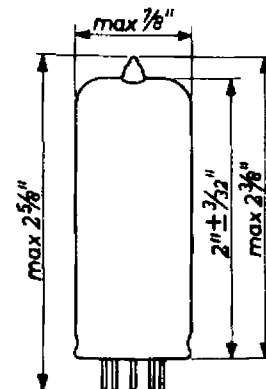
Cathode	Coated unipotential
Base	Small button noval 9-pin
Bulb	T6½
Maximum overall length	2 5/8"
Maximum seated height	2 3/8"
Bulb length excluding tip	2" ± 3/32"
Maximum diameter	7/8"
Mounting position	any
Basing connections - JETEC basing designation	9BJ

- Pin 1 - Grid No. 2
- Pin 2 - Internal shield
- Pin 3 - Cathode
- Pin 4 - Heater
- Pin 5 - Heater
- Pin 6 - Plate
- Pin 7 - Internal shield
- Pin 8 - Grid No.3
- Pin 9 - Grid No.1

Bottom view
of base



Tube outline



General Electrical Data

Heater data

Heater voltage	6.3 volts
Heater current	300 ma

Direct Interelectrode Capacitances

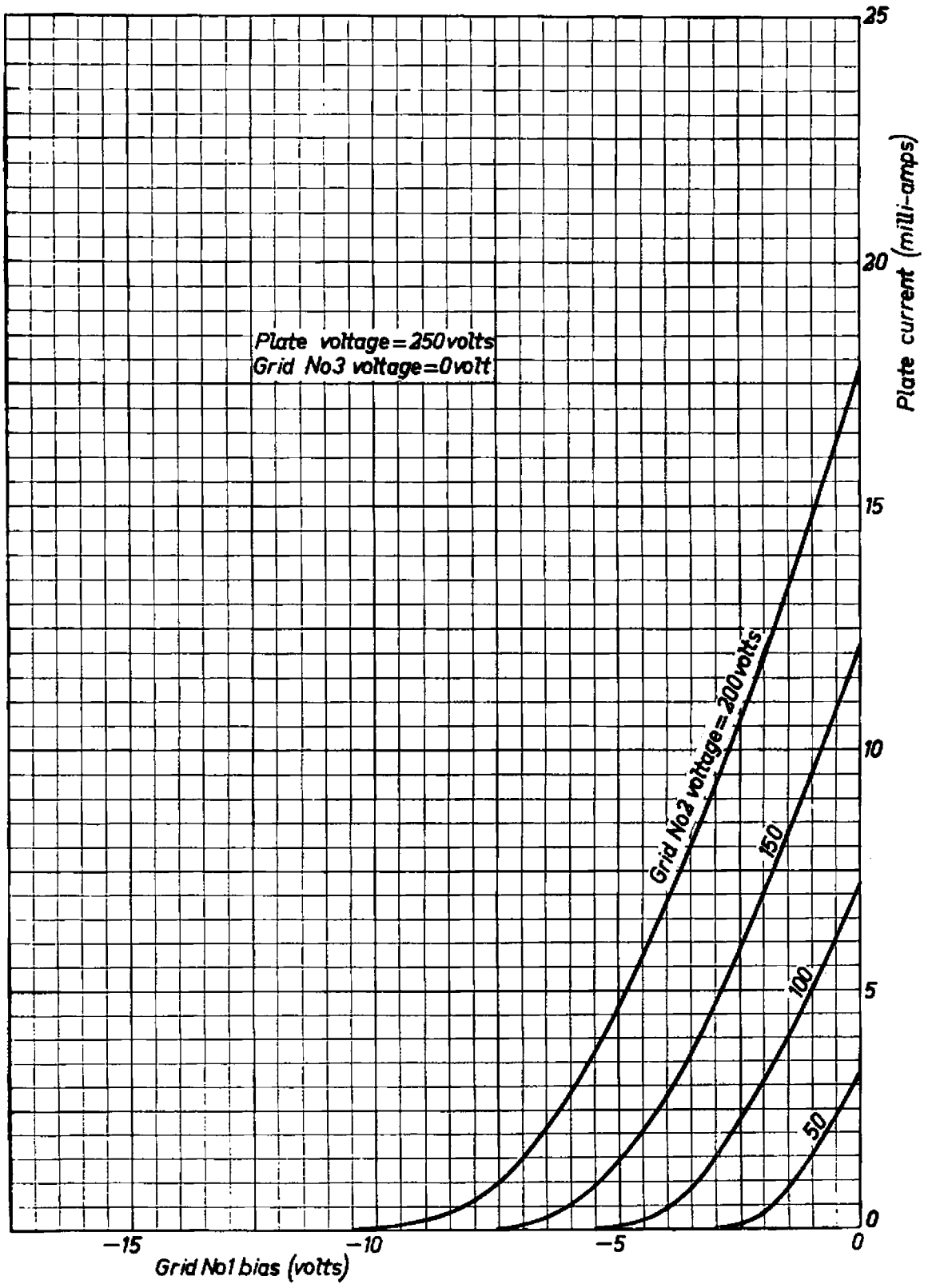
Plate to all other elements except grid No. 1	7.1 μμF
Grid No.1 to all other elements except plate	5.1 μμF
Plate to grid No.1	max. 0.025 μμF
Grid No.1 to heater	max. 0.002 μμF
Cathode to heater	3.7 μμF

6084**PHILIPS**Ratings (design center values)

Plate voltage (without current)	max.	550 volts
Plate voltage	max.	300 volts
Plate dissipation	max.	1 watt
Grid No.2 voltage (without current)	max.	550 volts
Grid No.2 voltage	max.	200 volts
Grid No.2 dissipation	max.	0.3 watt
Negative grid No.1 bias	max.	100 volts
Grid No.1 circuit resistance	max.	3 megohms
Cathode current	max.	7.5 ma
External resistance between heater and cathode	max.	20,000 ohms
Voltage between heater and cathode	max.	60 volts

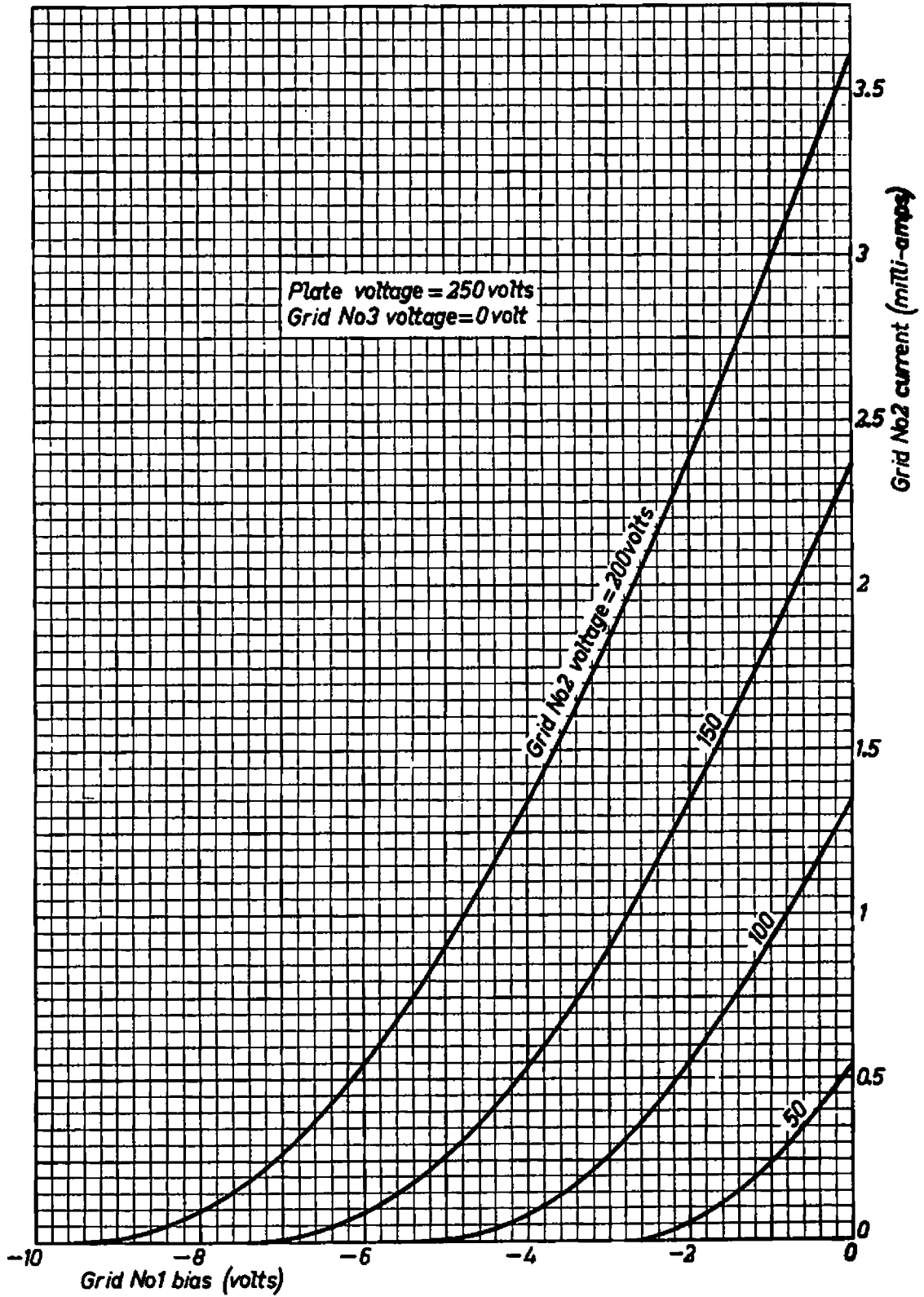
Typical characteristics

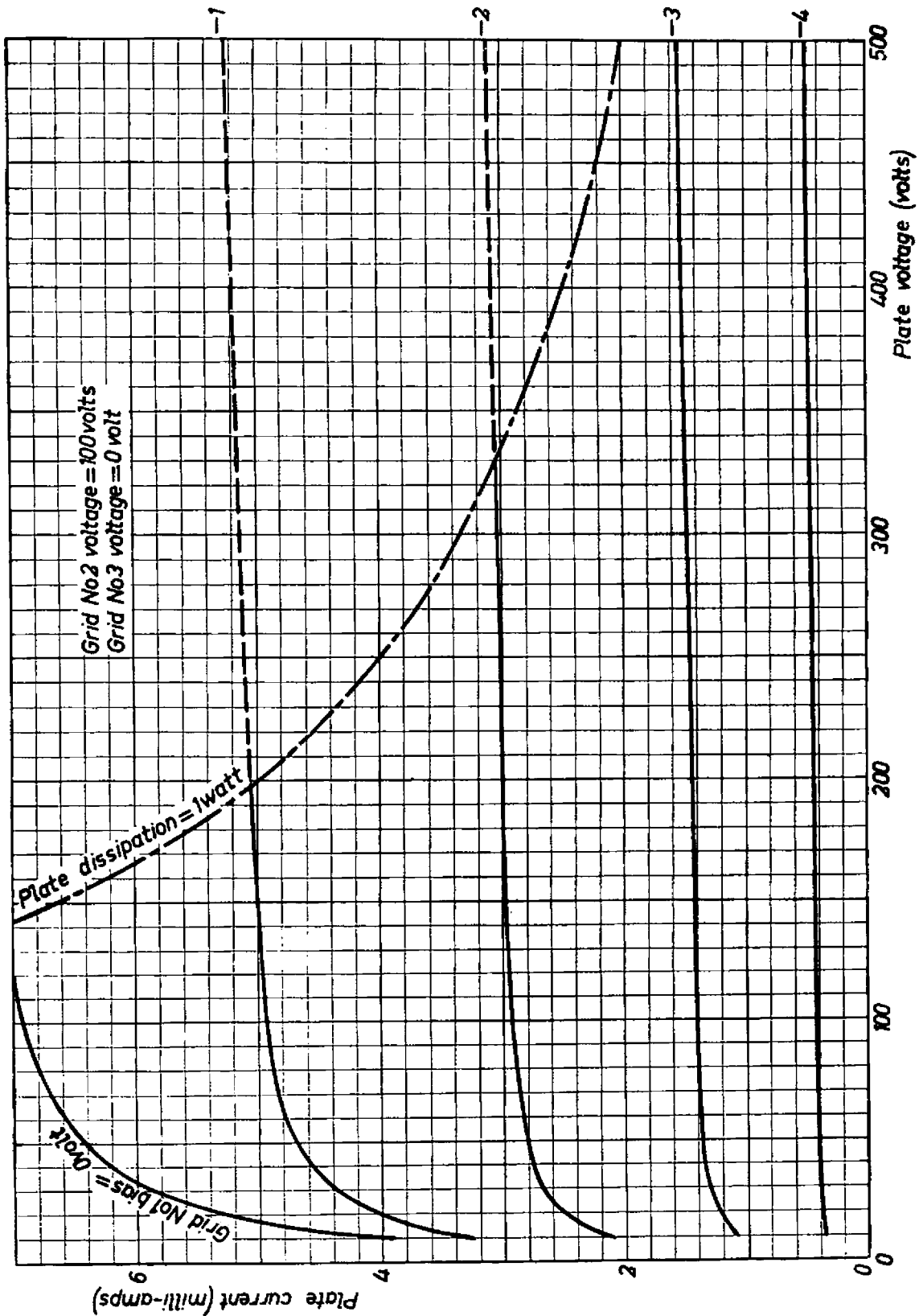
Plate voltage	250 volts
Grid No.3 voltage	0 volt
Grid No.2 voltage	100 volts
Grid No.1 bias	-2 volts
Plate current	3 ma
Grid No.2 current	0.55 ma
Transconductance	1850 micromhos
Plate resistance	1.8 megohms
Amplification factor of grid No.2 with respect to grid No.1	25



6084

PHILIPS





6084

PHILIPS

