

SHORT WAVE R.F. PENTODE

EF50

Single-ended R.F. pentode, fully controlled by voltages of 0 to -6V or 0 to -55V according to the circuit used.

HEATER

V_h	6.3	V
I_h	0.3	A

CAPACITANCES

Valve cold	c_{a-g1}	< 0.007	uuF
	c_{g1-g2}	2.4	uuF
	c_{in}	8.3	uuF
	c_{out}	5.2	uuF

DAMPING AT 6m. WAVELENGTH ($I_a = 10mA$) (Page 6)

Input	4,000	ohms
Output	50,000	ohms

OPERATING CONDITIONS - CONTROLLED BY GRID 3 (Pages 7, 8 & 9)

V_a	250	250	V
V_{g2}	250	250	V
V_{g1}	-2	-2	V
V_{g3}	0*	-54***	V
I_a	10	-	mA
I_{g2}	3	-	mA
g_m	6.5	0.45	mA/V
r_a	1	-	Mohm
$\mu(g1/g2)$	75	-	
Equivalent noise resistance	1,400	-	ohms

OPERATING CONDITIONS - CONTROLLED BY GRID 1 (Pages 10 & 11) WITH $R_k = 32$ OHMS AND $C_k = 50$ uuF

V_a	250	250	V
V_{g2}	250	250	V
V_{g3}	0	0	V
V_{g1}	-1.55*	-4.5***	V
I_a	10	-	mA
I_{g2}	3	-	mA
g_{m1}	6.5	0.65	mA/V
r_a	1	-	Mohm

* Valve not controlled by A.V.C.

** For a 15:1 drop in mutual conductance.

*** For a 10:1 drop in mutual conductance.



EF50

SHORT WAVE R.F. PENTODE

Single-ended R.F. pentode, fully controlled by voltages of 0 to -6V or 0 to -55V according to the circuit used.

OPERATING CONDITIONS - CONTROLLED BY GRIDS 1 AND 3 VIA A POTENTIOMETER OF 50,000 + 3,000 OHMS

(Pages 12 & 13)

V_a	250	250	V
V_{g2}	250	250	V
V_{g3}	-30*	-55.5***	V
I_a	10	-	mA
I_{g2}	5.5	-	mA
ϵ_m	5.2	0.52	mA/V
r_a	0.1	-	Mohm

OPERATING CONDITIONS - CONTROLLED BY GRIDS 1 AND 3 VIA A POTENTIOMETER OF 50,000 + 4,000 OHMS, WITH $R_k = 32$ OHMS AND $C_k = 50$ uuF

(Pages 14 & 15)

V_a	250	250	V
V_{g2}	250	250	V
V_{g3}	-20*	-51.5***	V
I_a	10	-	mA
I_{g2}	4	-	mA
ϵ_m	6	0.6	mA/V
r_a	0.2	-	Mohm

* Valve not controlled by A.V.C.
*** For 10:1 drop in mutual conductance

LIMITING VALUES

$V_{a(b)}$ max.	550	V
V_a max	300	V
w_a max	3	W
I_k max	15	mA
$V_{g2(b)}$ max	550	V
V_{g2} max	300	V
w_{g2} max	1.7	W
V_{g1} max ($I_{g1} = 0.3\mu A$)	-1.3	V
V_{g3} max ($I_{g3} = 0.3\mu A$)	-1.3	V
R_{g1} max	3	Mohms
R_{g3} max	3	Mohms
V_{h-k} max	100	V
R_{h-k} max	20,000	ohms
c_{in} max (cold)	9.5	uuF
c_{in} min	7.1	uuF
c_{out} max (cold)	5.6	uuF
c_{out} min	4.8	uuF

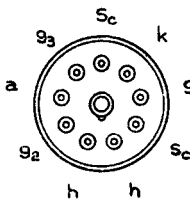
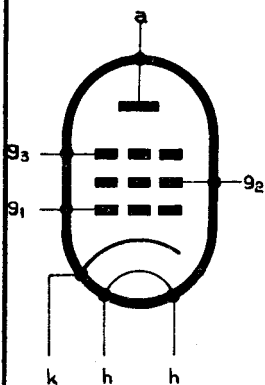


SHORT WAVE R.F. PENTODE

EF50

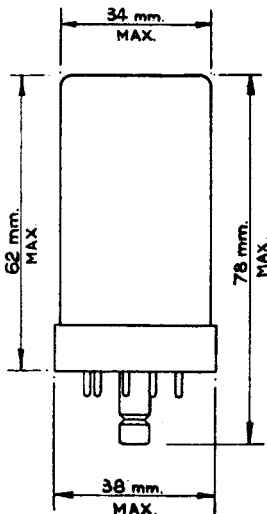
Single-ended R.F. pentode, fully controlled by voltages
0 to -6V or 0 to -55V according to the circuit used.

ARRANGEMENT OF ELECTRODES
AND BASE CONNECTIONS



B9G BASE

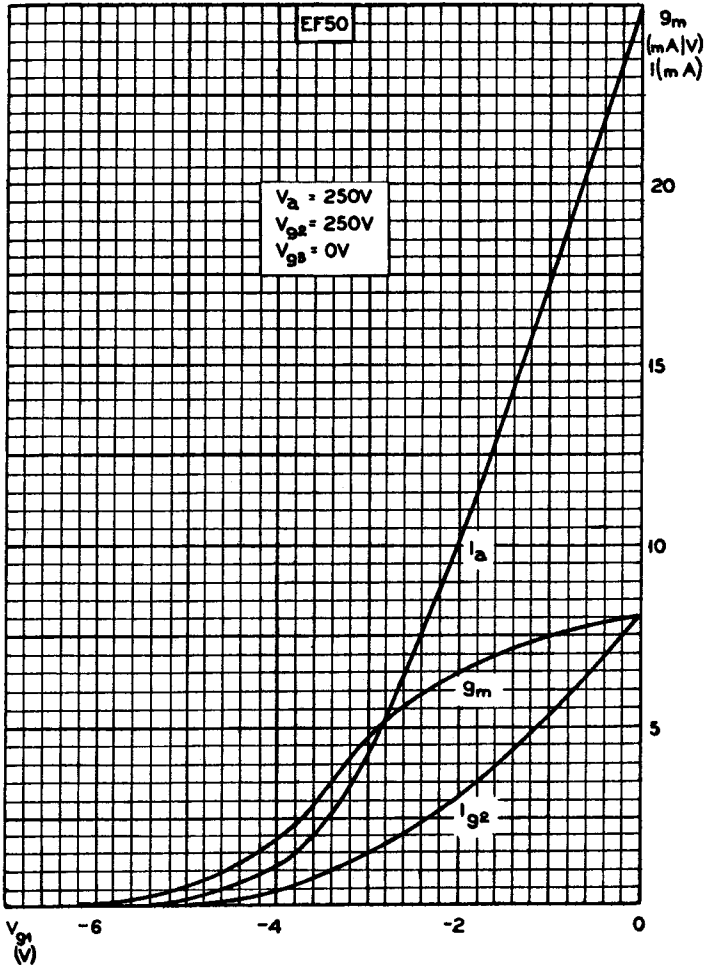
DIMENSIONS



EF50

SHORT WAVE R.F. PENTODE

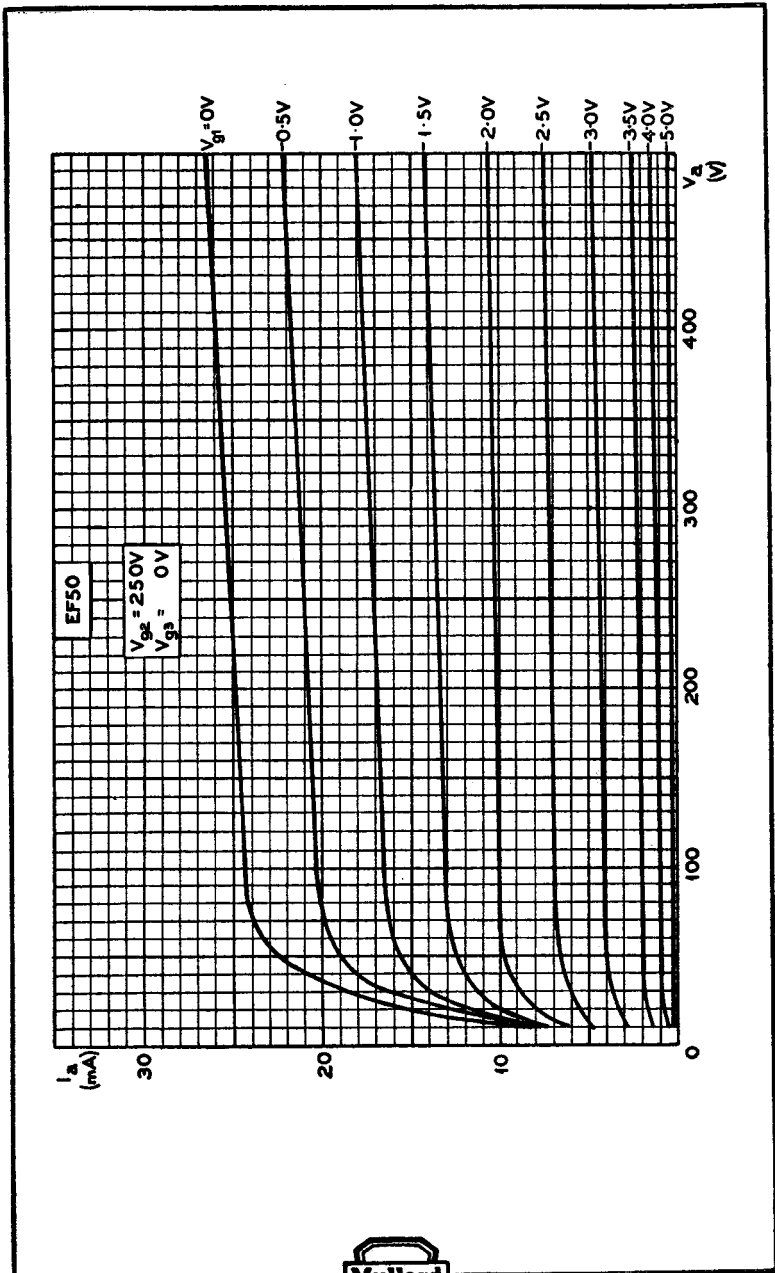
Single-ended R.F. pentode, fully Controlled by voltages of 0 to -6V or 0 to -55V according to the circuit used.



SHORT WAVE R.F. PENTODE

EF50

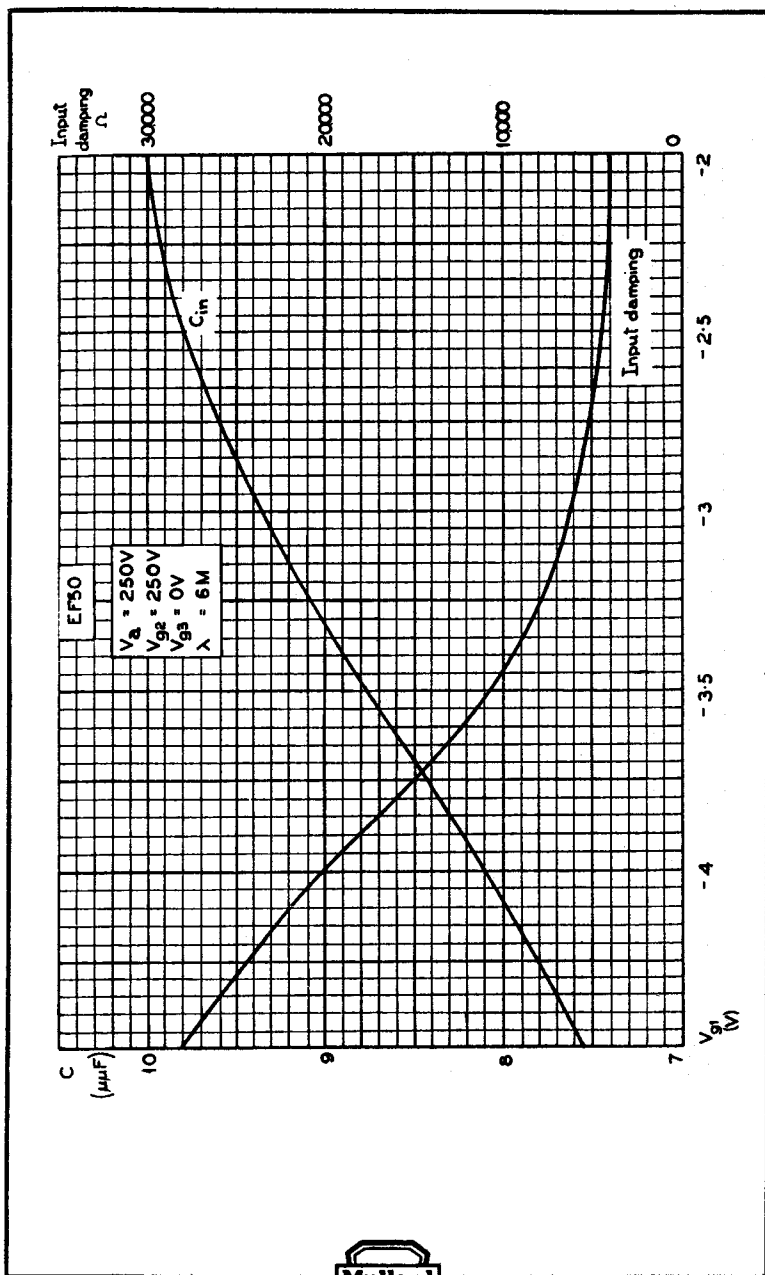
Single-ended R.F. pentode, fully Controlled by voltages of 0 to -6V or 0 to -55V according to the circuit used.



EF50

SHORT WAVE R.F. PENTODE

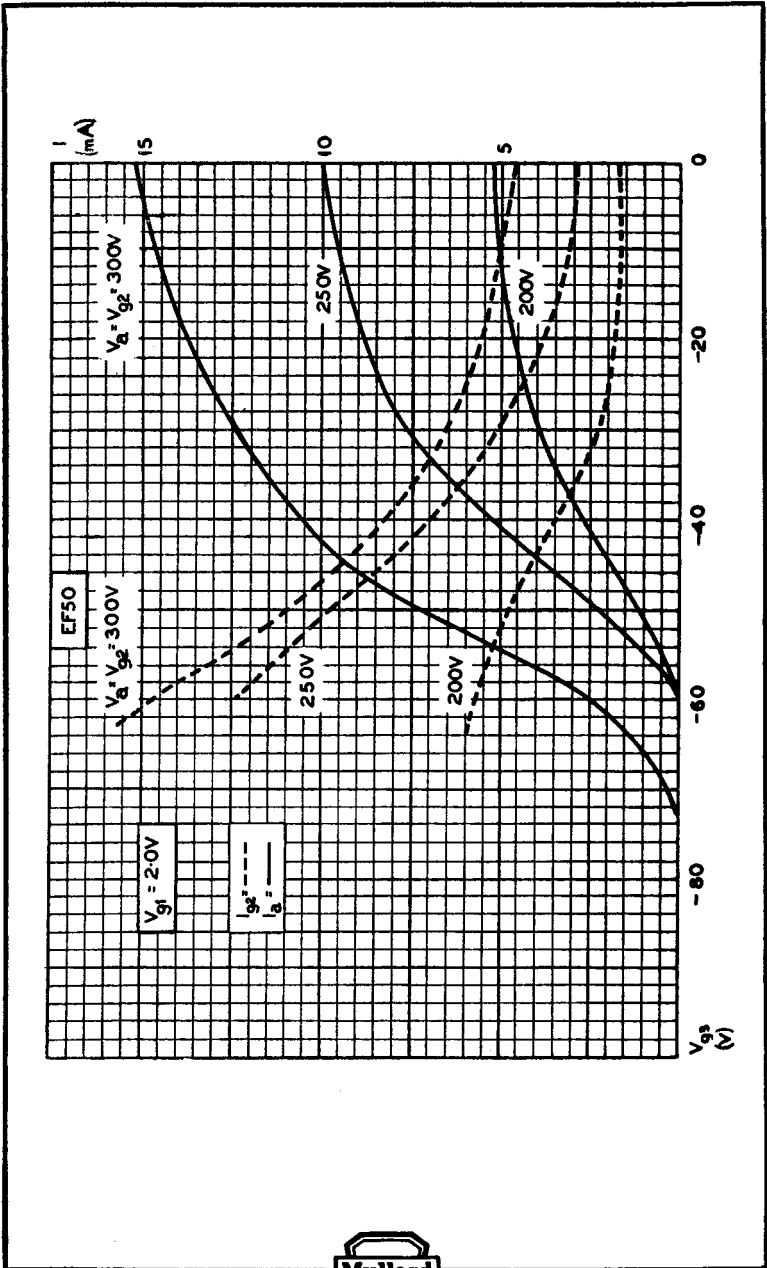
Single-ended R.F. pentode, fully controlled by voltages of 0 to -6V or 0 to -55V according to the circuit used.



SHORT WAVE R.F. PENTODE

EF50

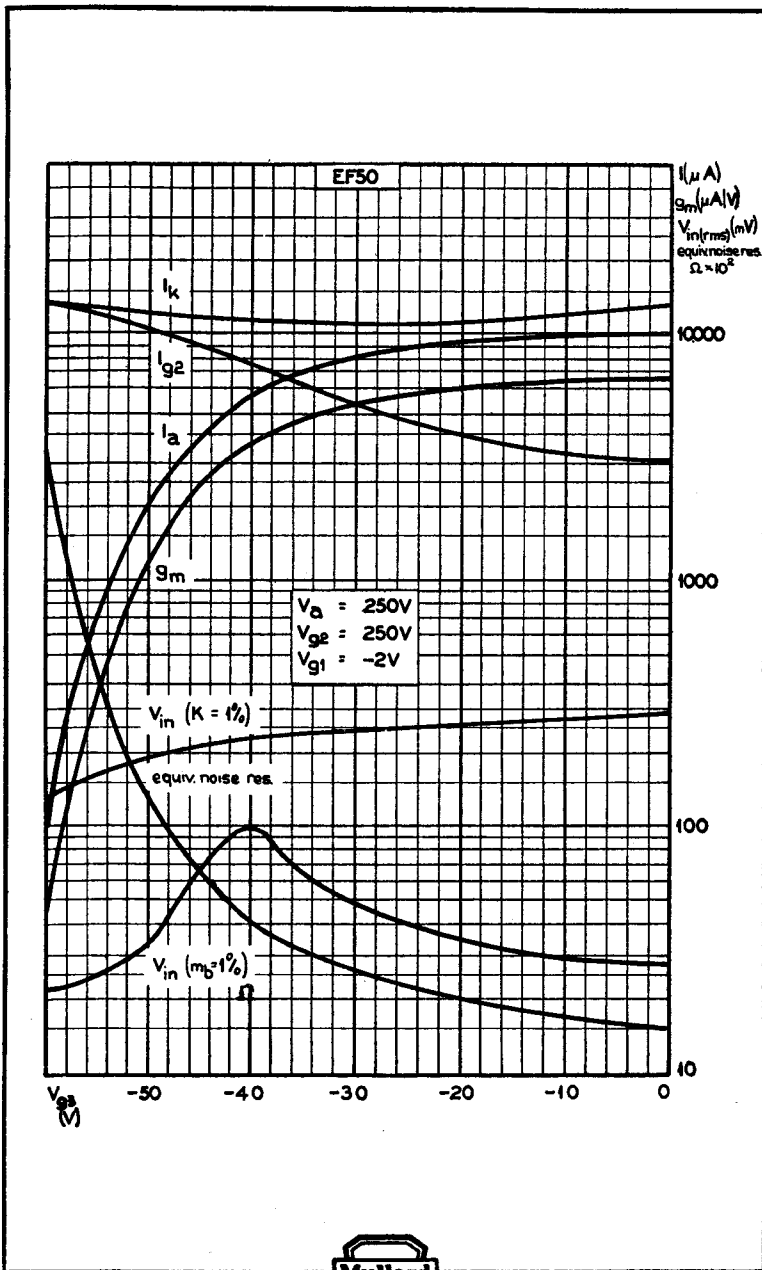
Single-ended R.F. pentode, fully controlled by voltages of 0 to -6V or 0 to -55V according to the circuit used.



EF50

SHORT WAVE R.F. PENTODE

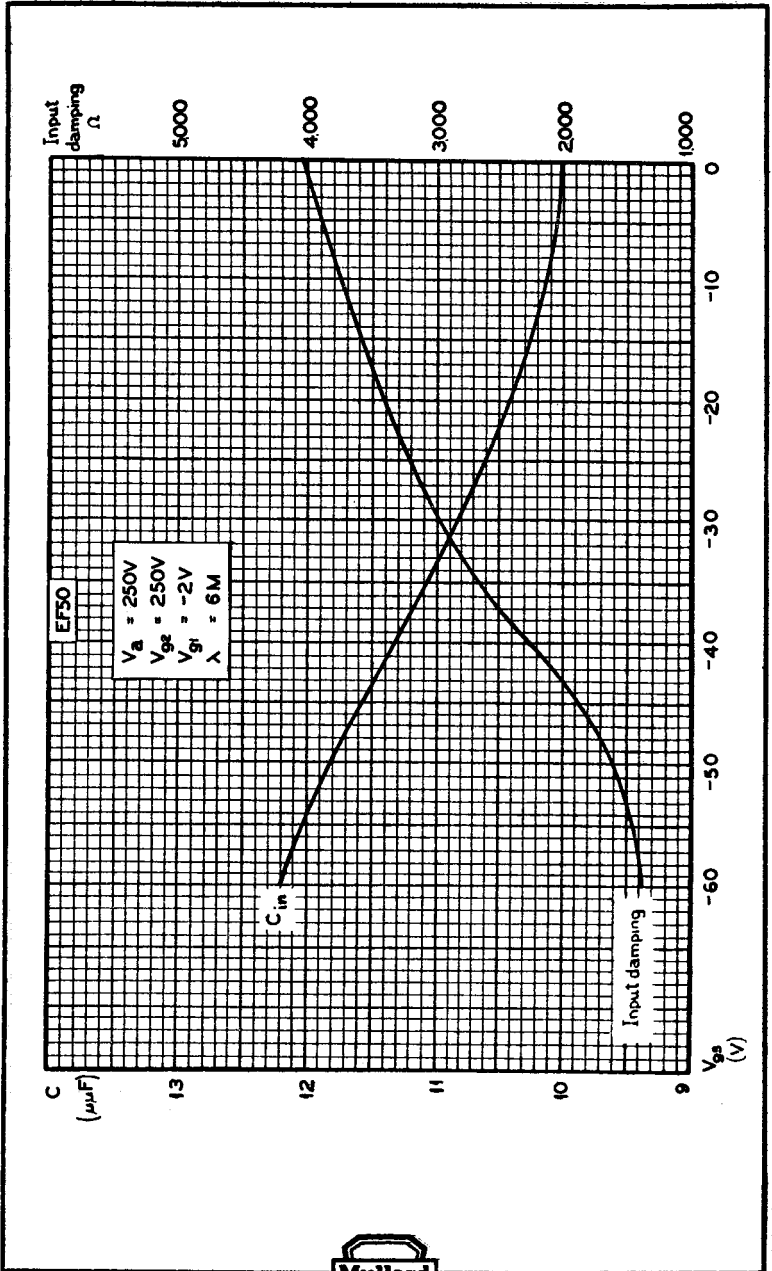
Single-ended R.F. pentode, fully controlled by voltages of 0 to -6V or 0 to -55V according to the circuit used.



SHORT WAVE R.F. PENTODE

EF50

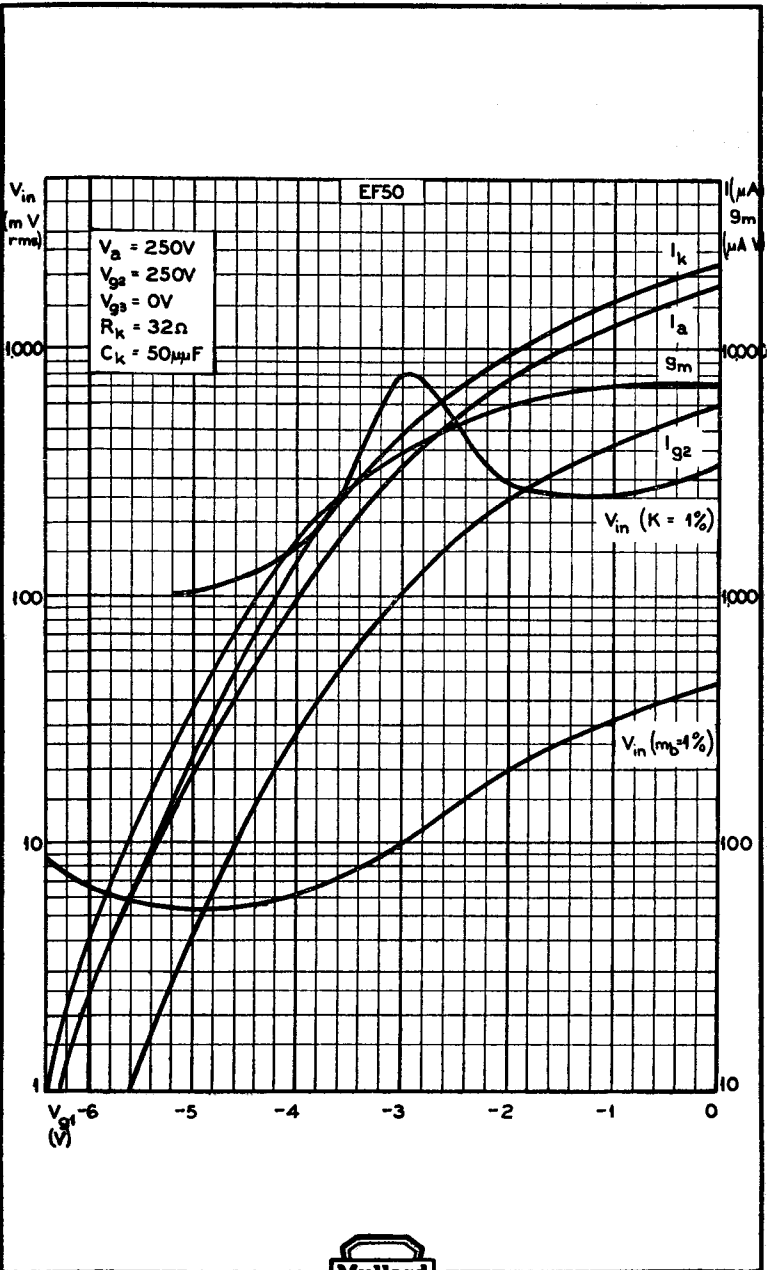
Single-ended R.F. pentode, fully controlled by voltages of 0 to -6V or 0 to -55V according to the circuit used.



EF50

SHORT WAVE R.F. PENTODE

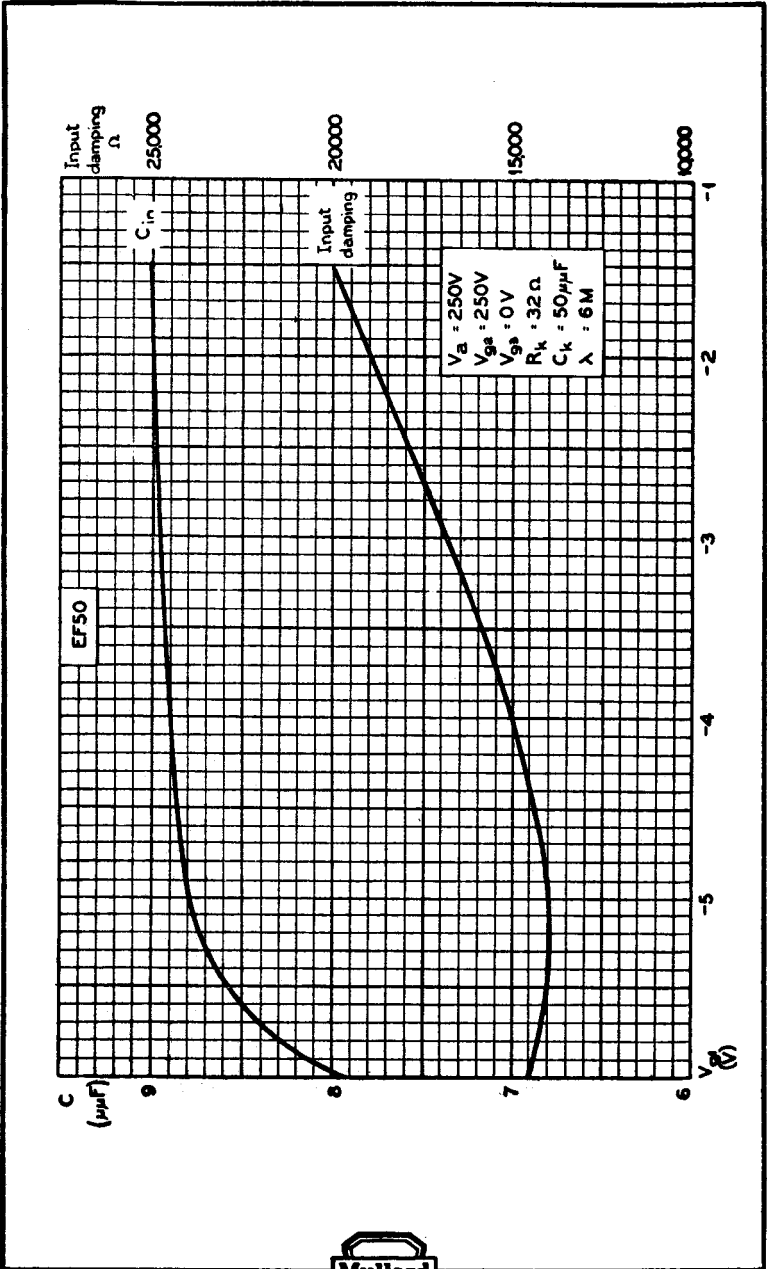
Single-ended R.F. pentode, fully controlled by voltages of 0 to -6V or 0 to -55V according to the circuit used.



SHORT WAVE R.F. PENTODE

EF50

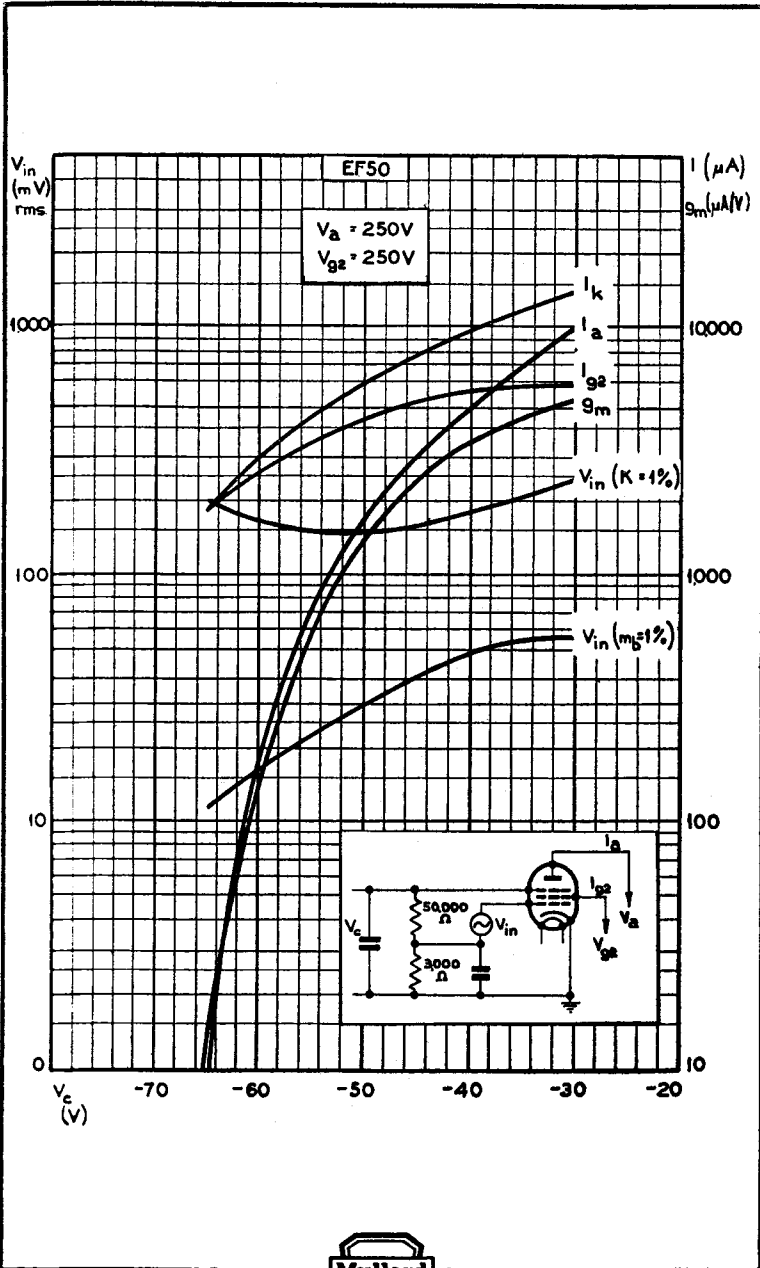
Single-ended R.F. pentode, fully controlled by voltages of 0 to -6V or 0 to -55V according to the circuit used.



EF50

SHORT WAVE R.F. PENTODE

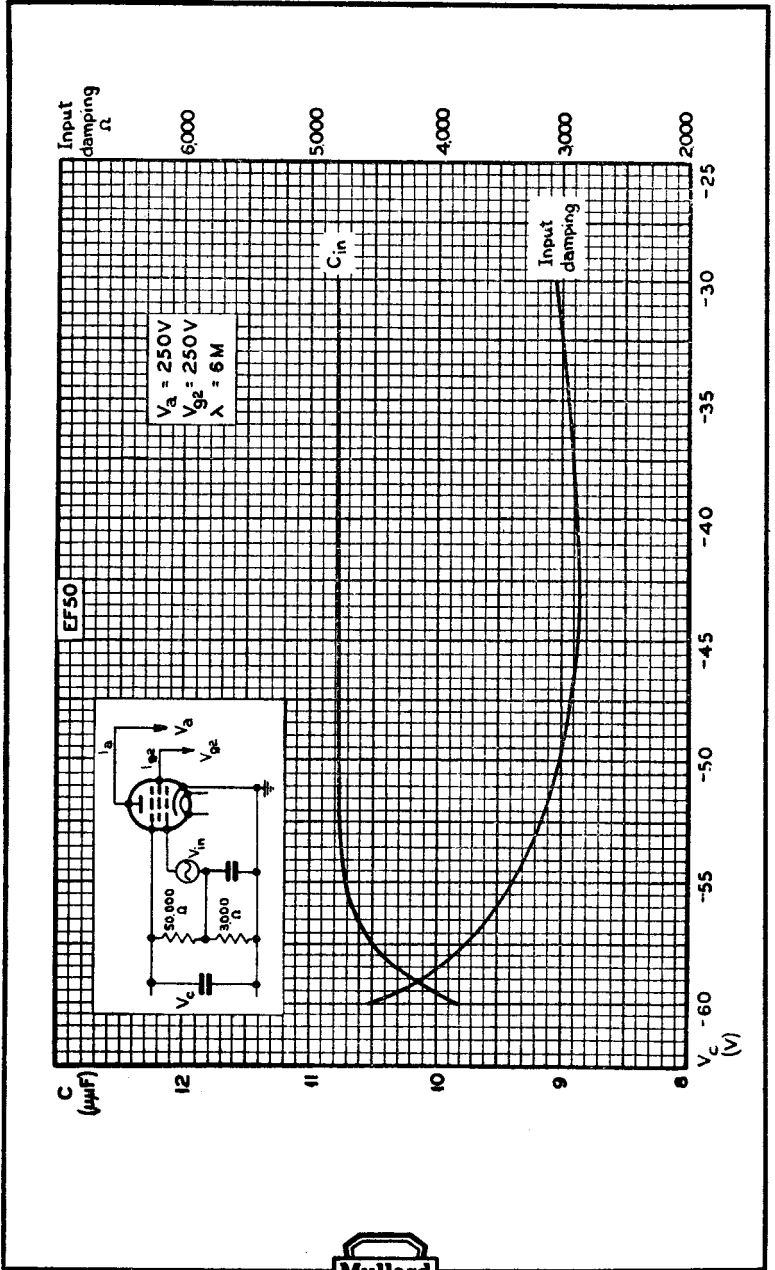
Single-ended R.F. pentode, fully controlled by voltages of 0 to -6V or 0 to -55V according to the circuit used.



SHORT WAVE R.F. PENTODE

EF50

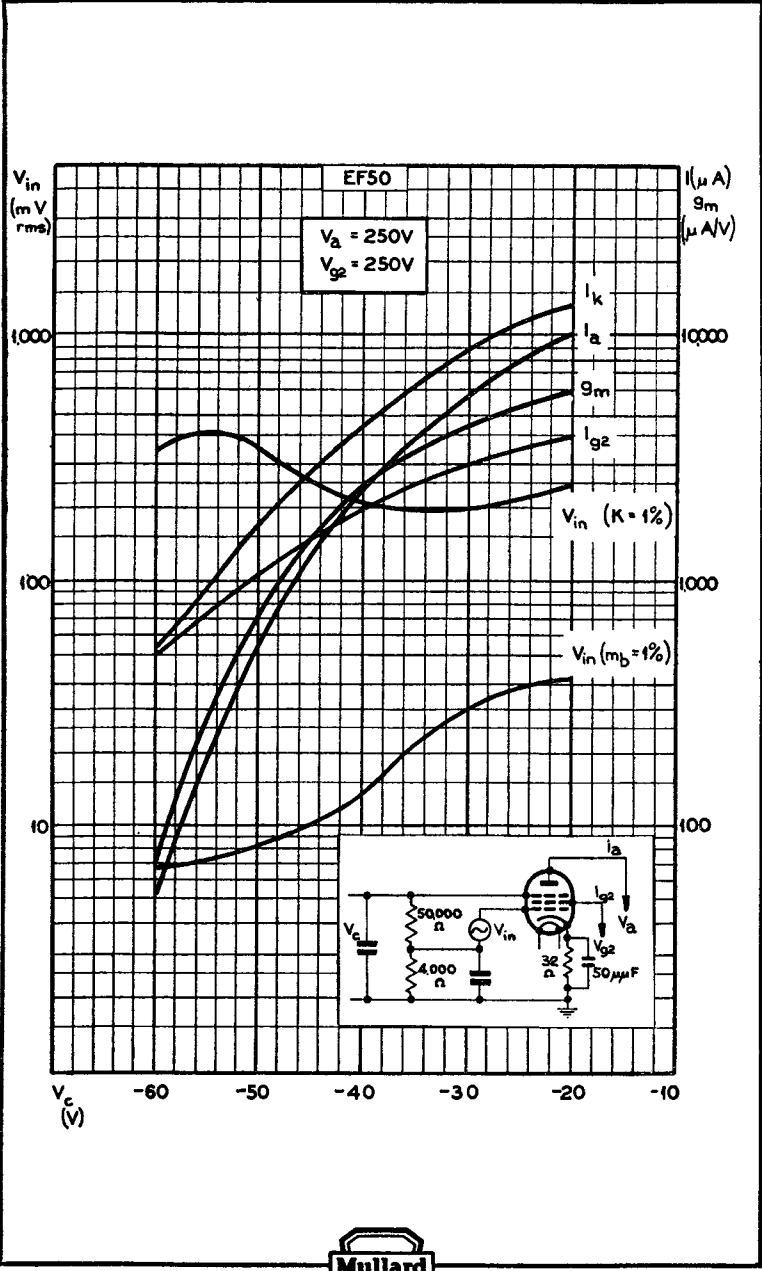
Single-ended R.F. pentode, fully controlled by voltages of 0 to -6V or 0 to -55V according to the circuit used.



EF50

SHORT WAVE R.F. PENTODE

Single-ended R.F. pentode, fully controlled by voltages of 0 to -6V or 0 to -55V according to the circuit used.



SHORT WAVE R.F. PENTODE

EF50

Single-ended R.F. pentode, fully controlled by voltages of 0 to -6V or 0 to -55V according to the circuit used.

