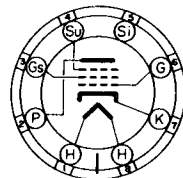
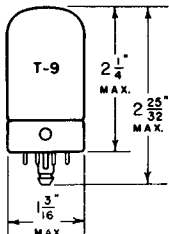


TUNG-SOL

**TRIPLE GRID
REMOTE CUT - OFF AMPLIFIER**



UNIPOTENTIAL CATHODE
HEATER
6.3 VOLTS 0.15 AMPERE
AC OR DC

8V
BOTTOM VIEW

GLASS BULB

8 PIN LOCKING-IN BASE

THE TUNG-SOL 7B7 IS A TRIPLE GRID REMOTE CUT-OFF AMPLIFIER. IT IS SUITABLE FOR USE WITH AVC IN RF AND IF AMPLIFIERS.

RATINGS

| | | |
|------------------------------------|------|-------|
| NOMINAL HEATER VOLTAGE | 7.0 | VOLTS |
| NOMINAL HEATER CURRENT | 0.16 | AMP. |
| MAXIMUM PLATE VOLTAGE | 300 | VOLTS |
| MAXIMUM SCREEN VOLTAGE | 100 | VOLTS |
| MAXIMUM PLATE DISSIPATION | 2.25 | WATTS |
| MAXIMUM SCREEN DISSIPATION | 0.25 | WATT |
| MINIMUM EXTERNAL GRID BIAS VOLTAGE | 0 | VOLT |

DIRECT INTERELECTRODE CAPACITANCES^S

| | | |
|-------------------------|-----------------------|------------------|
| CONTROL GRID TO CATHODE | 5.0 | $\mu\mu\text{f}$ |
| PLATE TO CATHODE | 6.0 | $\mu\mu\text{f}$ |
| CONTROL GRID TO PLATE | 0.007 ^{MAX.} | $\mu\mu\text{f}$ |

^S WITH AN EXTERNAL SHIELD CONNECTED TO CATHODE

FOR "INTERPRETATION OF RATINGS" REFER TO FRONT OF BOOK.

PLATE
822-1
AUG. 30
1940

CONTINUED NEXT PAGE

TUNG-SOL

TYPICAL OPERATING CONDITIONS AND CHARACTERISTICS

CLASS A₁ AMPLIFIER

| | | | |
|---|------|------|--------|
| PLATE VOLTAGE | 100 | 250 | VOLTS |
| SCREEN VOLTAGE | 100 | 100 | VOLTS |
| CONTROL GRID VOLTAGE | -3 | -3 | VOLTS |
| SUPPRESSOR GRID AND PIN #5 CONNECTED TO CATHODE AT SOCKET | | | |
| PLATE CURRENT | 8.2 | 8.5 | MA. |
| SCREEN CURRENT | 1.8 | 1.7 | MA. |
| PLATE RESISTANCE | 0.3 | 0.75 | MEGOHM |
| TRANSCONDUCTANCE | 1675 | 1750 | μMHOS |
| CONTROL GRID VOLTAGE | -40 | -40 | VOLTS |

FOR TRANSCONDUCTANCE = 10 μMHOS

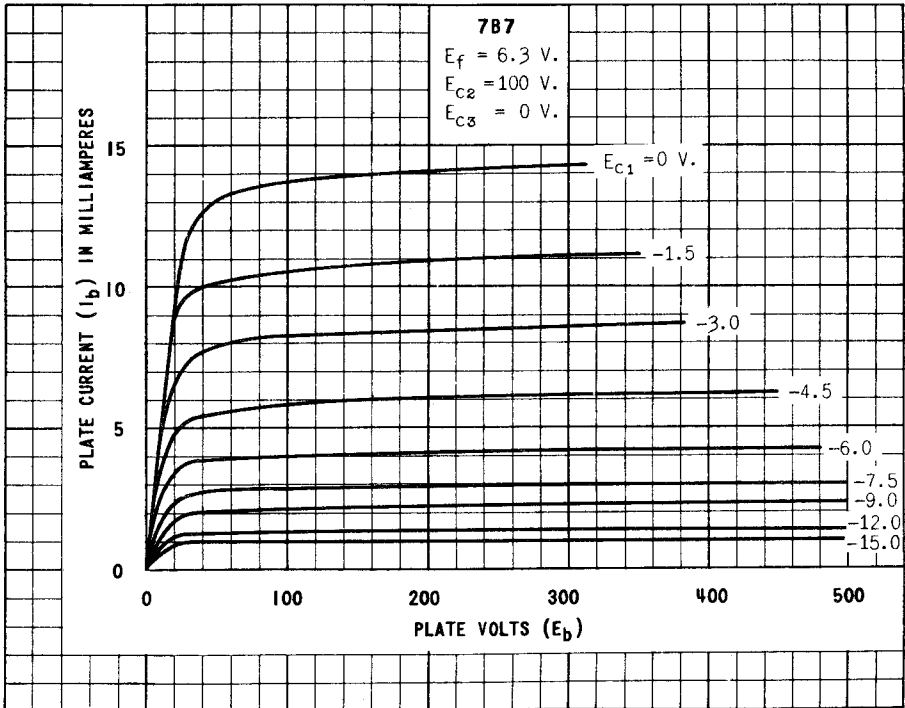


PLATE
823-1