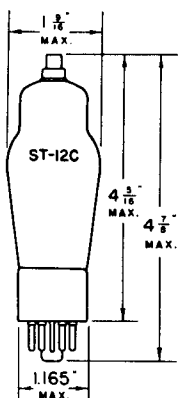


TUNG-SOL

TRIPLE GRID
REMOTE CUT-OFF AMPLIFIER



UNIPOTENTIAL CATHODE

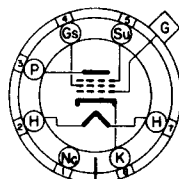
HEATER

6.3 VOLTS 0.3 AMPERE

AC OR DC

GLASS BULB

SMALL 7 PIN OCTAL BASE

G-7R α

BOTTOM VIEW

THE TUNG-SOL 6U7G IS A TRIPLE GRID REMOTE CUT-OFF AMPLIFIER. IT IS SUITABLE FOR USE WITH A.V.C. IN RF AND IF AMPLIFIERS AND MINIMIZES CROSS MODULATION. ITS ELECTRICAL CHARACTERISTICS ARE SIMILAR TO THOSE OF THE 6D6.

TYPICAL OPERATING CONDITIONS AND CHARACTERISTICS

CLASS A₂ AMPLIFIER

PLATE VOLTAGE	100	250	VOLTS
SCREEN VOLTAGE	100	100	VOLTS
CONTROL GRID VOLTAGE	-3	-3	VOLTS
SUPPRESSOR GRID	CONNECTED TO CATHODE AT SOCKET		
PLATE CURRENT	8	8.2	MA.
SCREEN CURRENT	2.2	2	MA.
PLATE RESISTANCE APPROX.	0.25	0.8	MEGOHM
TRANSCONDUCTANCE	1500	1600	μ MHOS

AS MIXER IN SUPERHETERODYNE CIRCUIT

PLATE VOLTAGE	100	250	VOLTS
SCREEN VOLTAGE	100	100	VOLTS
CONTROL GRID VOLTAGE APPROX. A	-10	-10	VOLTS
SUPPRESSOR GRID	CONNECTED TO CATHODE AT SOCKET		

A THE GRID BIAS SHOWN IS MINIMUM FOR AN OSCILLATOR PEAK VOLTAGE OF 7 VOLTS. THESE VALUES ARE OPTIMUM.

DIRECT INTERELECTRODE CAPACITANCES^S

GRID TO CATHODE	5	μ uf
PLATE TO CATHODE	9	μ uf
GRID TO PLATE	.007 MAX.	μ uf

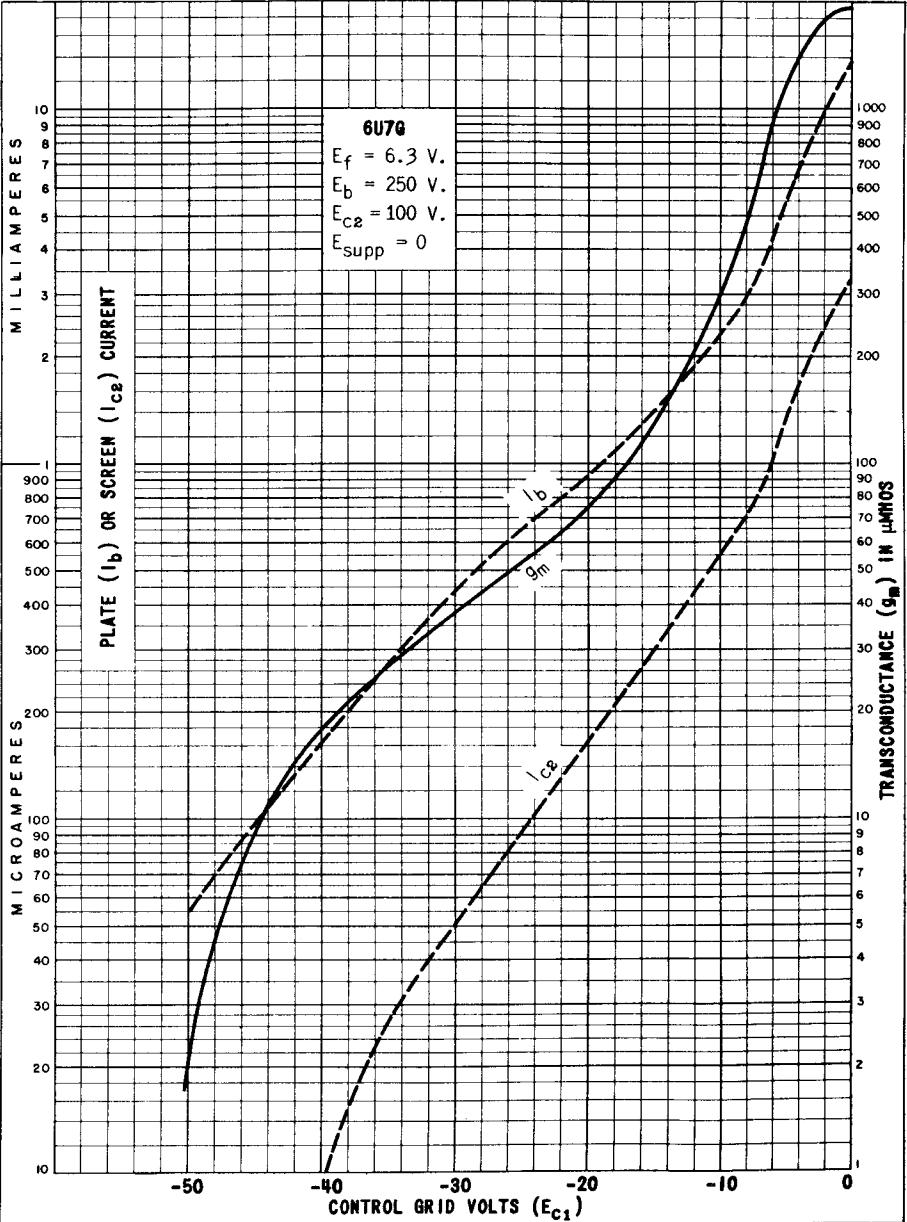
^S WITH SHIELD

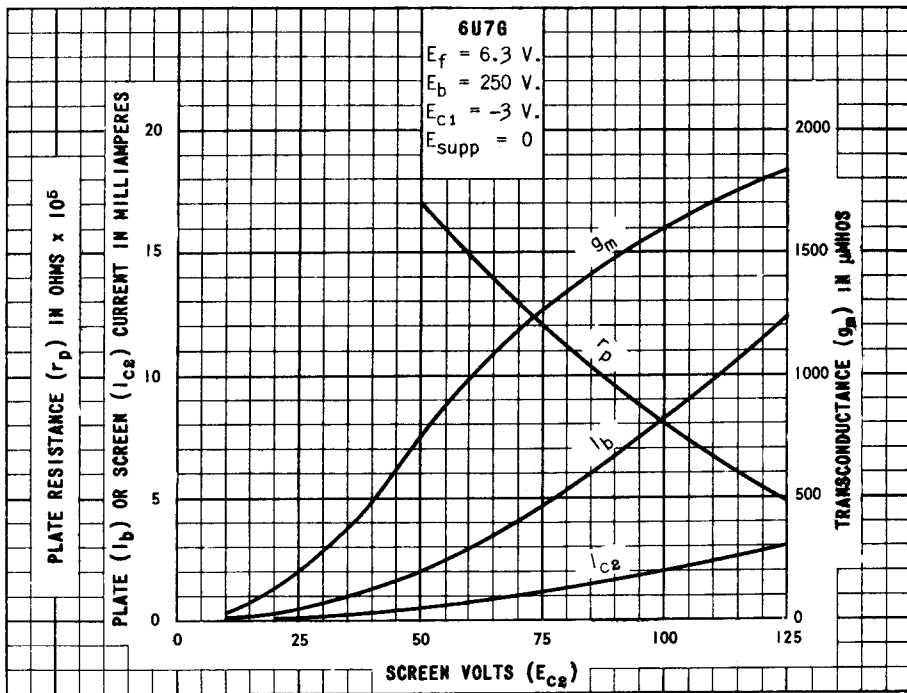
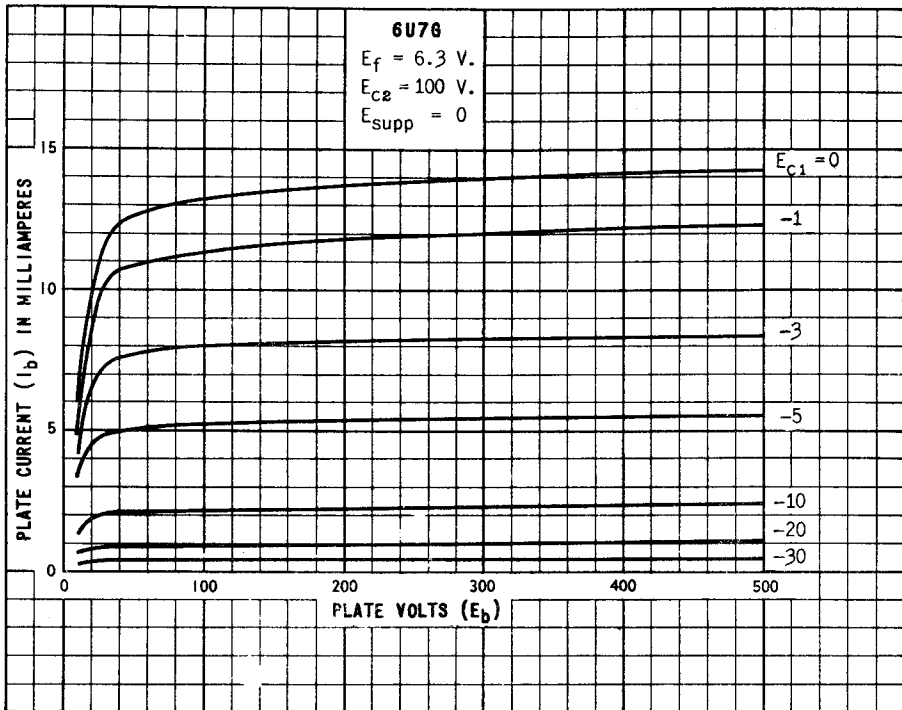
NOTE: THE INTERNAL SHIELD IN THE DOME IS CONNECTED TO THE CATHODE WITHIN THE TUBE.

CONTINUED NEXT PAGE

RATINGS

MAXIMUM PLATE VOLTAGE	300	VOLTS
MAXIMUM SCREEN SUPPLY VOLTAGE	300	VOLTS
MAXIMUM SCREEN VOLTAGE	100	VOLTS
MAXIMUM PLATE DISSIPATION	2.25	WATTS
MAXIMUM SCREEN DISSIPATION	0.25	WATT
MINIMUM EXTERNAL GRID BIAS VOLTAGE	0	VOLTS





PRINTED IN U. S. A.

PLATE 266-1

JAN. 3 1939

