

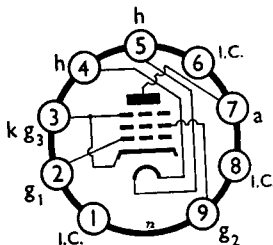


MINIATURE OUTPUT PENTODE 0-3A INDIRECTLY HEATED

N329
MARCH, 1954

A high slope pentode suitable for use as an audio and frame time base output valve.

BASE CONNECTIONS AND VALVE DIMENSIONS



View from underside of base.

Base : B39A
Bulb : Tubular

Overall length : 78.5 max. mm.
Seated length : 71.5 max. mm.
Diameter : 22.2 max. mm.

HEATER

I_h	0.3	A
V_h	16.5	V

MAXIMUM RATINGS (design centre)

V_a (b)	550	V	V_{b-k}	250	V
V_{g2} (b)	550	V	I_k	75	mA
V_a	250	V	P_a	9	W
* V_a (pk) pulse	2,500	V	P_{g2}	2.5	W
V_{g2}	250	V			

*Maximum pulse duration 10% of one cycle with a maximum of 2 m sec.

CHARACTERISTICS

V_a	170	V	g_m	9.0	mA/V
V_{g2}	170	V	r_a	20,000	k Ω
V_{g1}	-10.4	V	μ (g_1-g_2)	10	
I_a	53	mA			

CAPACITANCES (of cold valve)

c_{g1-a}	1.0 pF	c_{g1-all}	11 pF	c_{a-all}	6.2 pF
------------	--------	--------------	-------	-------------	--------

TYPICAL OPERATION. Pentode Connection.

Single Valve. Class A. Audio Amplifier.

V_a	170	200	V
V_{g2}	170	200	V
V_{g1} (o)	-10.6 approx.	-14.4 (approx.)	V
v_{in} pk	8.5	9.9	V
i_a (o)	50	45.0	mA
i_{g2} (o)	9	8.5	mA
R_k	180	270	Ω
R_L	3	4	k Ω
P_{out}	4.0	4.2	W
D	10	10	%

MOUNTING Any position.

SCREENING None normally required.

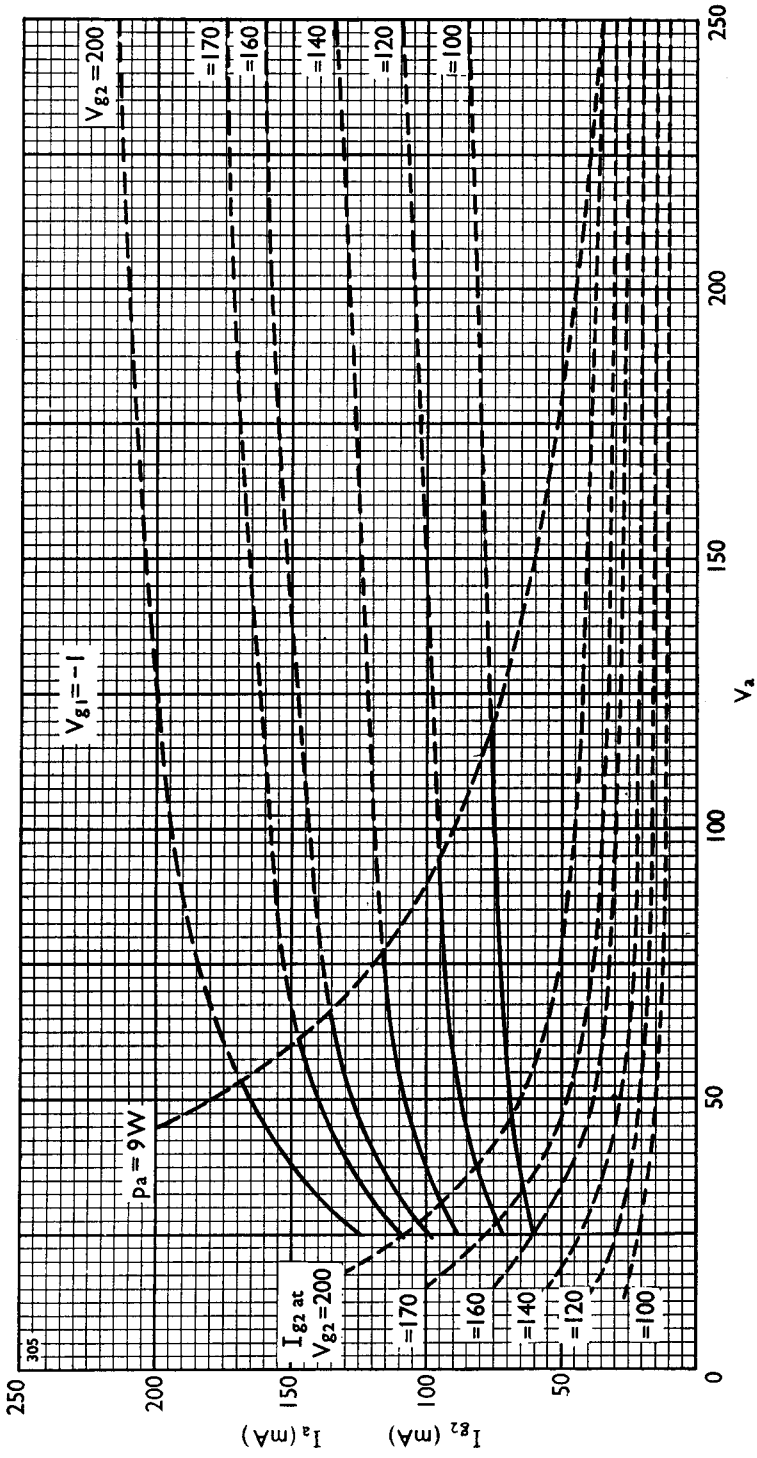
RETAINING The use of a retaining device is recommended.

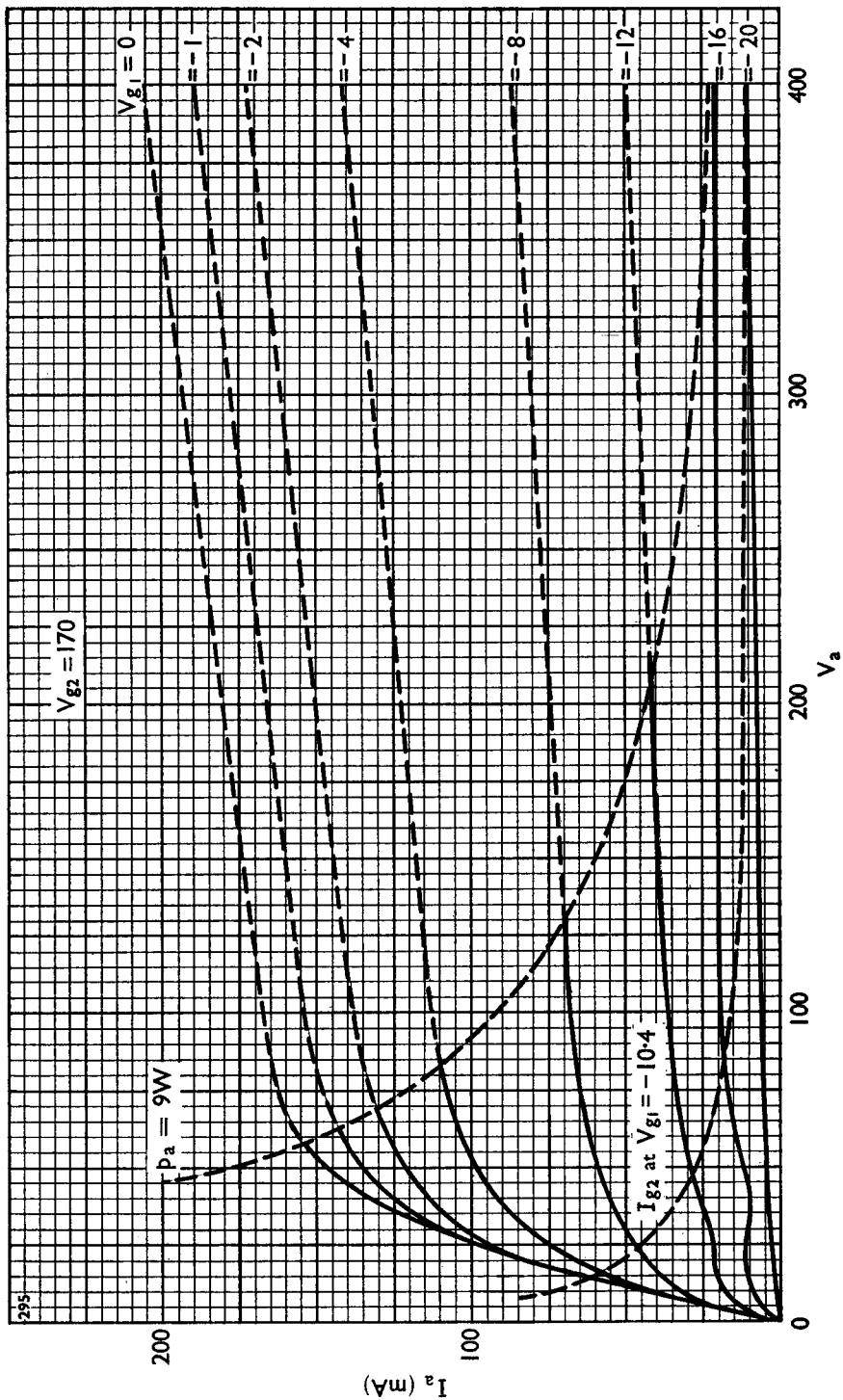
VENTILATION

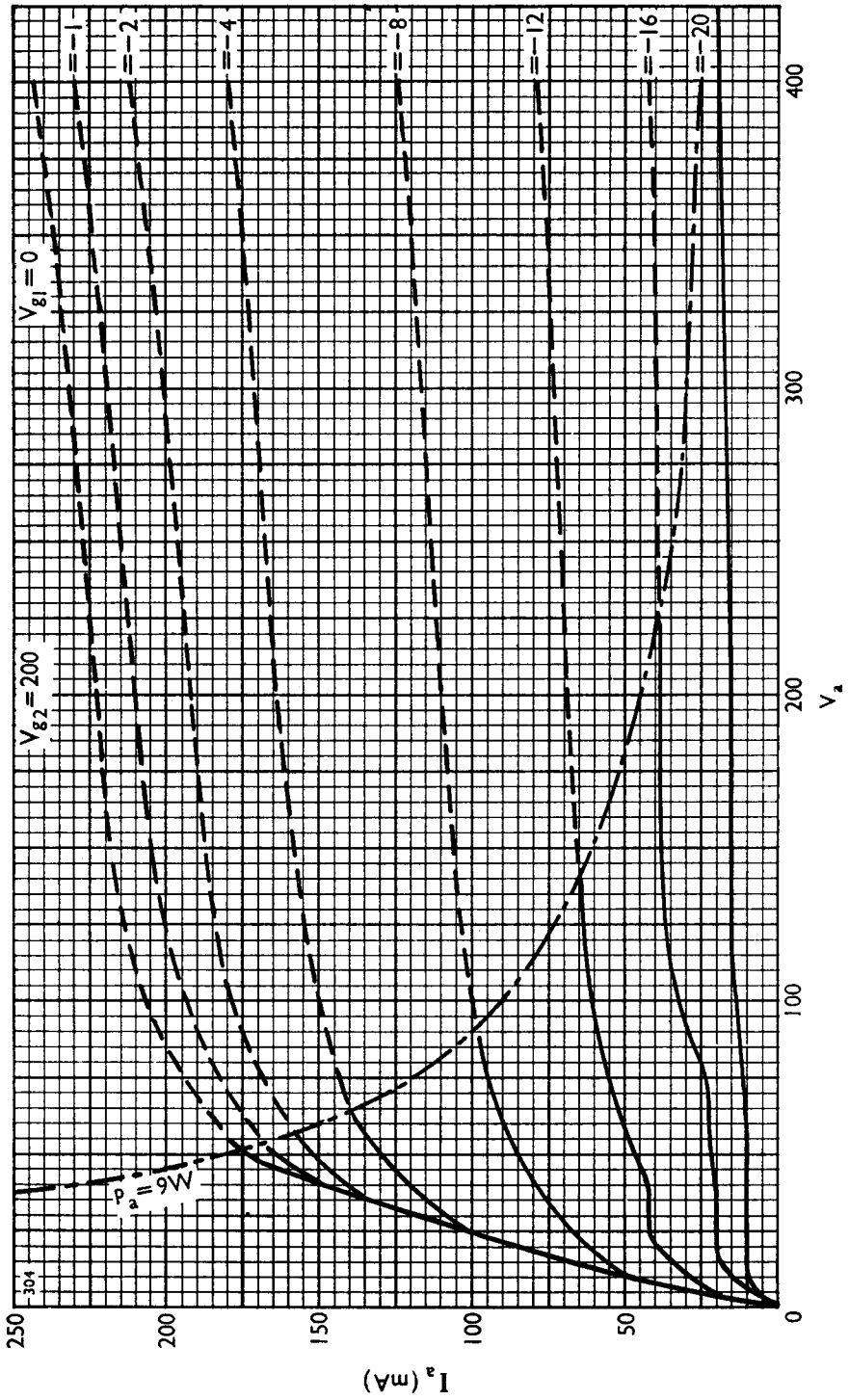
Free air circulation around the bulb is preferable. The temperature of the hottest part of the bulb must not exceed 250°C.

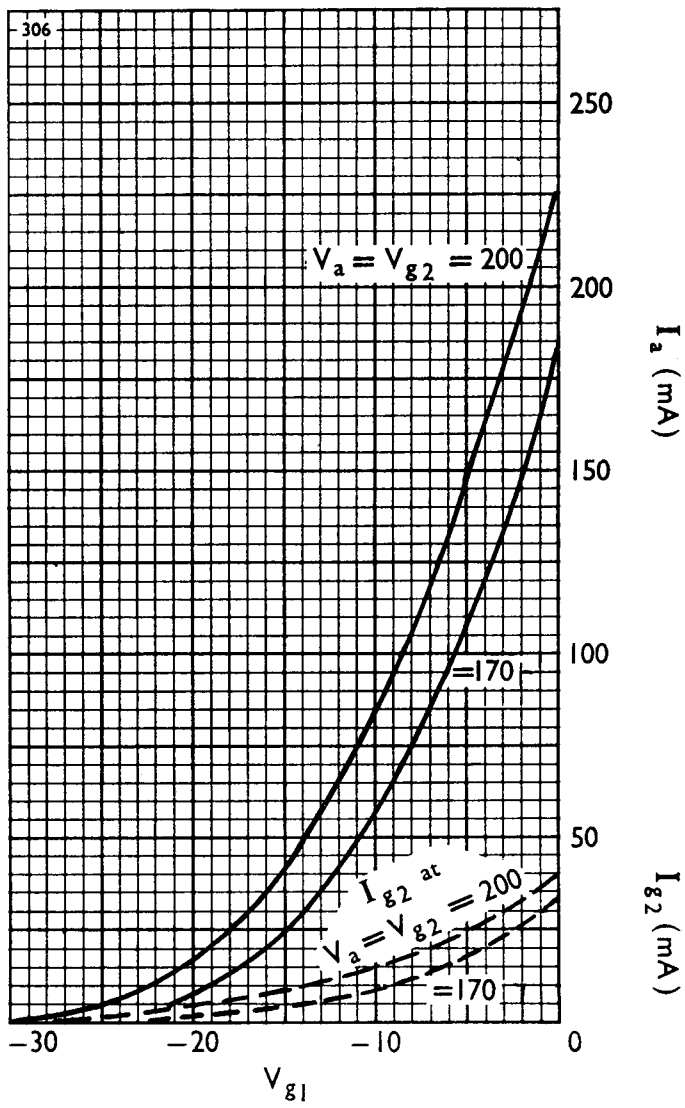
MICROPHONY

The valve is free from microphony in normal receiver application.









N329