

DESCRIPTION AND RATING

The 6BA6 is a miniature remote-cutoff pentode primarily designed for use as a high-gain radio-frequency or intermediate-frequency amplifier. Features include small size, low grid-plate capacitance, and high transconductance.

Except for heater ratings the 3BA6 and 4BA6 are identical to the 6BA6. In addition, they incorporate a controlled heater-warm-up characteristic which makes them especially suited for use in television receivers that employ series-connected heaters.

The 12BA6, which differs from the 6BA6 only in heater ratings and heater-cathode voltage ratings, is especially useful in a-c/d-c radio receivers.

GENERAL

Electrical

Cathode—Coated Unipotential

	3BA6	4BA6	6BA6	12BA6
Heater Voltage, AC or DC	3.15	4.2	6.3	12.6 Volts
Heater Current	0.6	0.45	0.3	0.15 Amperes
Heater Warm-up Time*	11	11 Seconds
Direct Interelectrode Capacitances				

	With Shield†	Without Shield
Grid-Number 1 to Plate, maximum	0.0035	0.0035 $\mu\mu\text{f}$
Input	5.5	5.5 $\mu\mu\text{f}$
Output	5.5	5.0 $\mu\mu\text{f}$

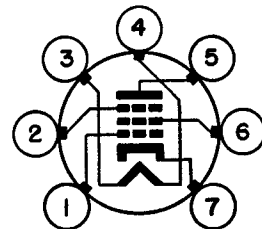
Mechanical

Mounting Position—Any

Envelope—T-5½, Glass

Base—E7-1, Miniature Button 7-Pin

BASIC DIAGRAM

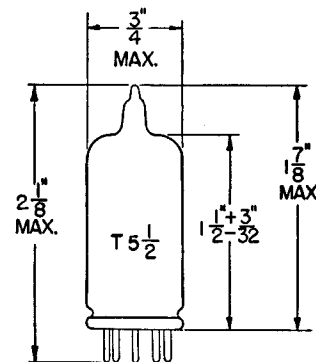


RETMA 7CC

TERMINAL CONNECTIONS

- Pin 1—Grid Number 1
- Pin 2—Internal Shield and Grid Number 3 (Suppressor)
- Pin 3—Heater
- Pin 4—Heater
- Pin 5—Plate
- Pin 6—Grid Number 2 (Screen)
- Pin 7—Cathode

PHYSICAL DIMENSIONS



RETMA 5-2

MAXIMUM RATINGS

DESIGN-CENTER VALUES

Plate Voltage		300	Volts
Screen-Supply Voltage		300	Volts
Screen Voltage—See Screen Rating Chart			
Positive DC Grid-Number 1 Voltage		0	Volts
Negative DC Grid-Number 1 Voltage		50	Volts
Plate Dissipation		3.0	Watts
Screen Dissipation		0.6	Watts
Heater-Cathode Voltage	3BA6		
Heater Positive with Respect to Cathode	4BA6		
DC Component	6BA6		12BA6
Total DC and Peak		100	... Volts
Heater Negative with Respect to Cathode		200	100 Volts
Total DC and Peak		200	100 Volts

CHARACTERISTICS AND TYPICAL OPERATION

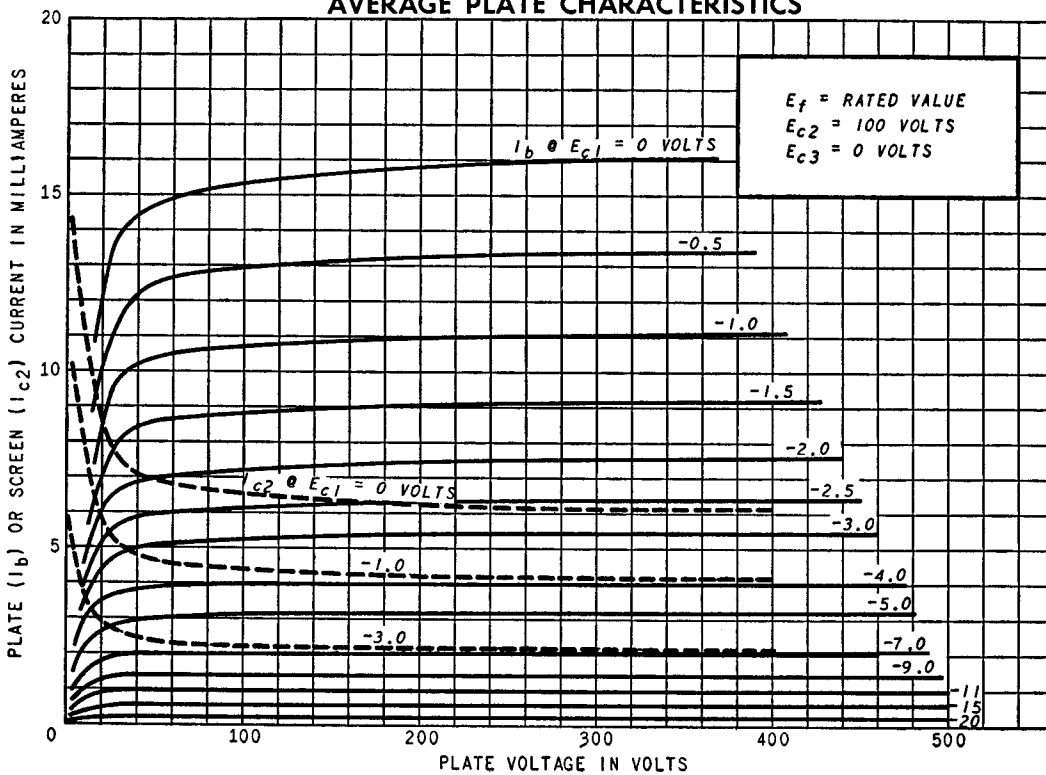
CLASS A₁ AMPLIFIER

Plate Voltage	100	250	Volts
Suppressor, Connected to Cathode at Socket			
Screen Voltage	100	100	Volts
Cathode-Bias Resistor	68	68	Ohms
Plate Resistance, approximate	0.25	1.0	Megohms
Transconductance	4300	4400	Micromhos
Plate Current	10.8	11	Milliamperes
Screen Current	4.4	4.2	Milliamperes
Grid-Number 1 Voltage, approximate			
$G_m = 40$ Micromhos	-20	-20	Volts

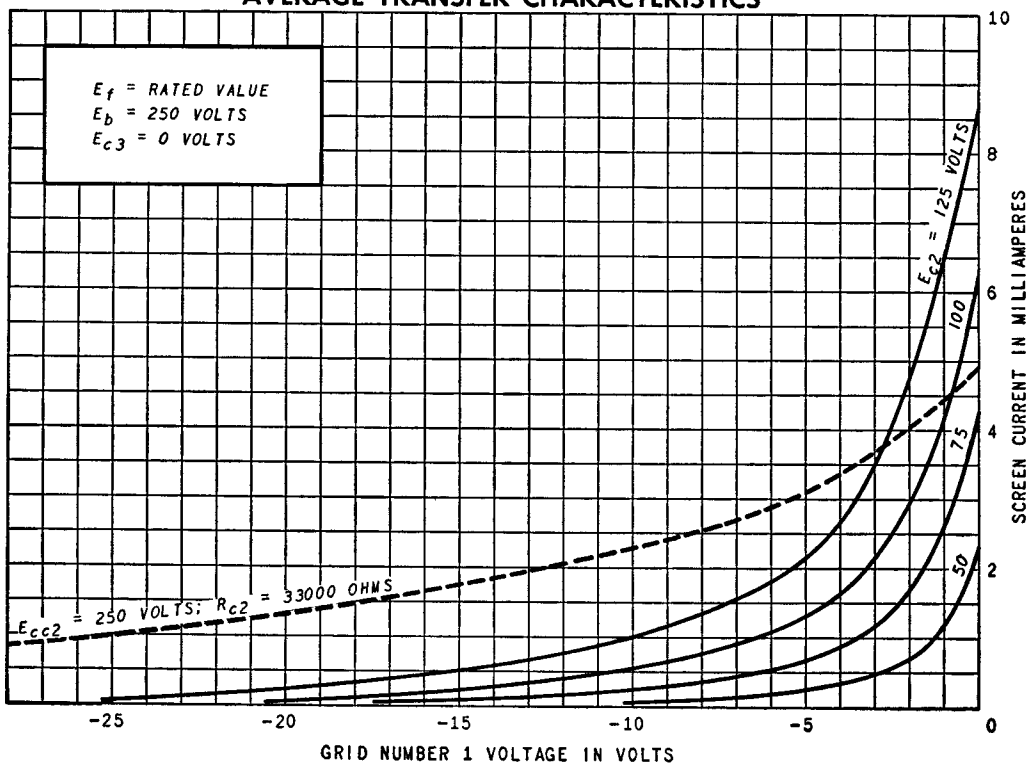
* The time required for the voltage across the heater to reach 80 percent of its rated value after applying 4 times rated heater voltage to a circuit consisting of the tube heater in series with a resistance equal to 3 times the rated heater voltage divided by the rated heater current.

† With external shield (RETMA 316) connected to pin 7.

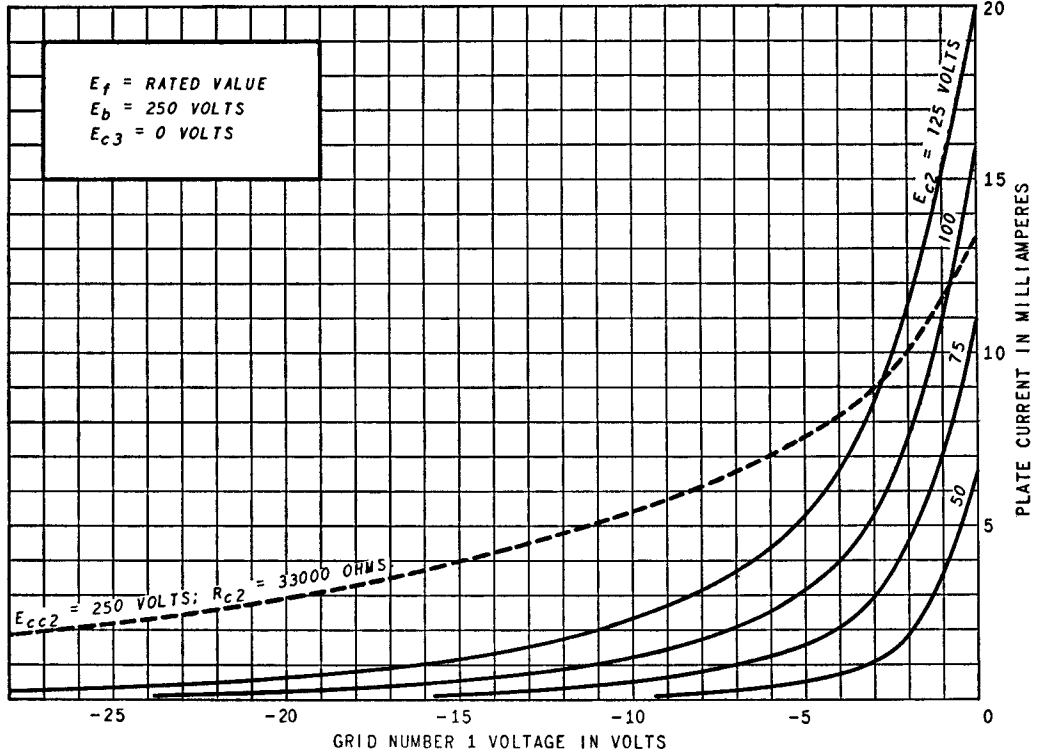
AVERAGE PLATE CHARACTERISTICS



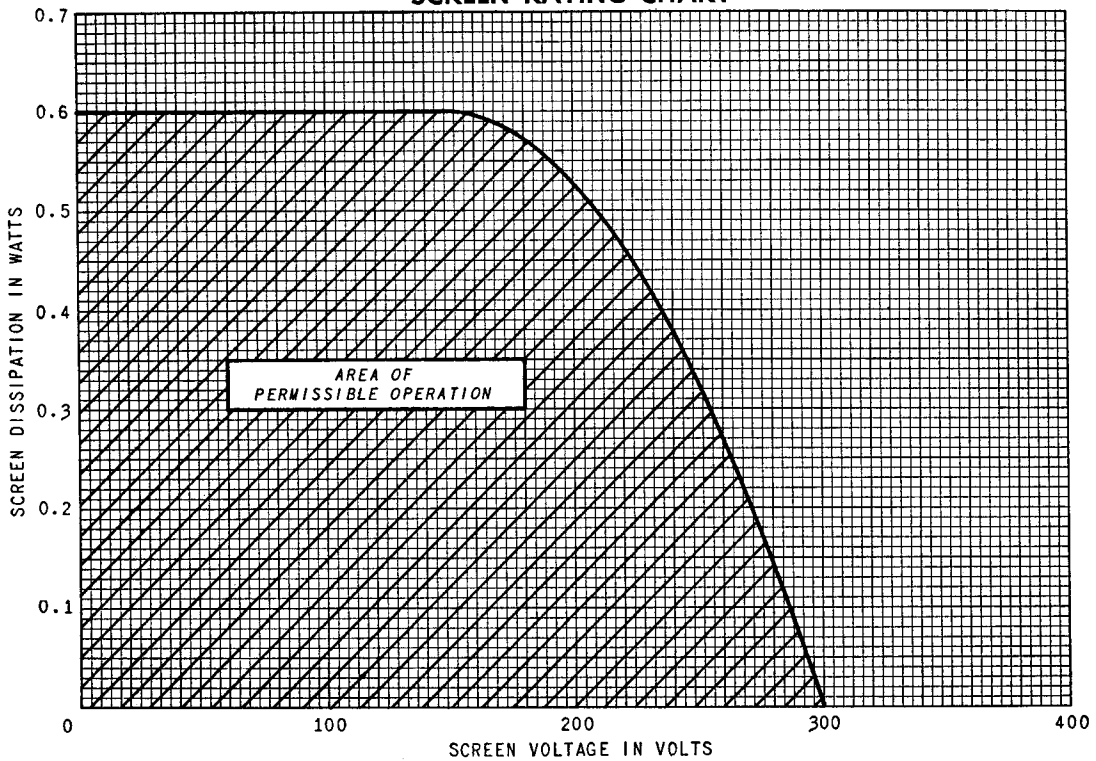
AVERAGE TRANSFER CHARACTERISTICS



AVERAGE TRANSFER CHARACTERISTICS



SCREEN RATING CHART



AVERAGE TRANSFER CHARACTERISTICS

