



Ballast Lamps

In telephone and other equipment it is often essential that the current in a circuit should remain substantially constant notwithstanding voltage fluctuations. A Ballast Lamp may be used to supply this constant current.

The types listed below are mainly for use in the filament circuit of telephone repeater valves.

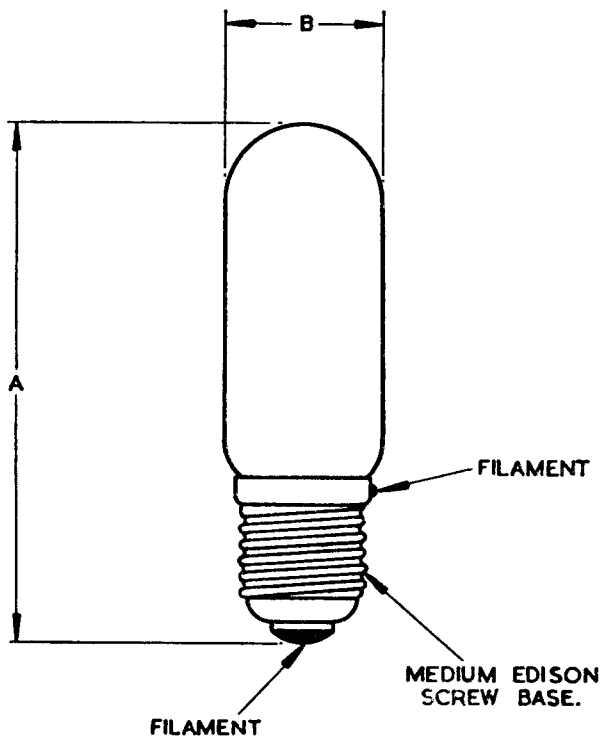
The B1C/1E is a special version of the 4003A type mounted between clips for use in mobile equipment.

The 4006 series are equivalent to the G.P.O.1 and 1S Resistance Barretters.

Reference	Code	Current (A)	Voltage (V)
B1B/1E	4006A	} 0.080 0.095 to 0.105 0.88 to 1.07 0.23 to 0.27 0.37 to 0.49 0.76 to 0.96	11 max.
B1B/2E	4006B		40
B1C/1E	B1C/1E (CV433)		3 to 9.5
*B2B/2C	4004B (CV2329)		3 to 9 ←
*B4B/1C	4120AA (CV536)		5.5 to 12
*B8B/1C	4121AB		5.5 to 12

*The socket code is 4012B for these types.

Ballast Lamps

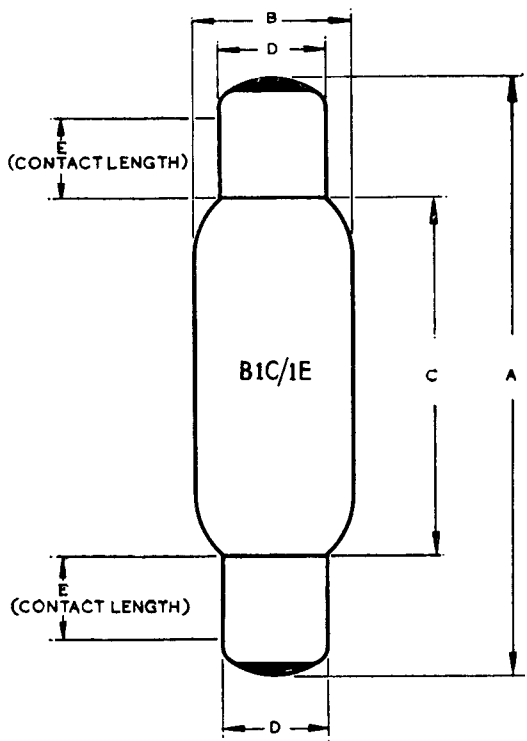


TYPE	DIM.	MILLIMETRES	INCHES
4004B 4120AA 4121AB	A	104.8 MAX.	$4\frac{1}{8}$ MAX.
	B	31.8 MAX.	$1\frac{1}{4}$ MAX.

NOTE: BASIC FIGURES ARE INCHES



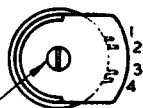
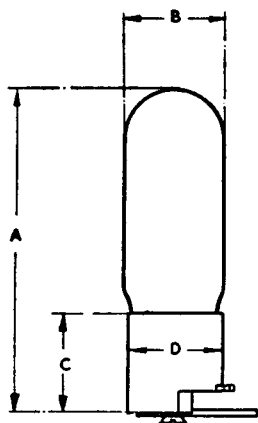
Ballast Lamps



DIM	MILLIMETERS	INCHES
A	78.6 MAX.	3 3/32 MAX.
B	22.2 MAX.	7/8 MAX.
C	49.5 MAX.	1.95 MAX.
	44.5 MIN.	1.75 MIN.
D	14.8 MAX.	0.58 MAX.
	13.8 MIN.	0.54 MIN.
E	10.7 MIN.	27/64 MIN.

NOTE:- BASIC FIGURES ARE INCHES.


Ballast Lamps



TYPE	SCREW (No. 4BA x 1/4 ZINC PLATED)
4006A & AS	COUNTER SUNK HEAD
4006B	CHEESE HEAD

BASING ARRANGEMENT.

TAG No	ELECTRODE
1 & 4	FILAMENT
2 & 3	FILAMENT



DIM	MILLIMETRES	INCHES
A	85.5 MAX	3.37 MAX
B	26.1 MAX	1.03 MAX
C	26.0 NOM	1.025 NOM
D	23.5 NOM	0.926 NOM

NOTE:- BASIC FIGURES ARE INCHES.